



---

# BEHIND EVERY GREAT MEAL

---

belling®

2015



THE QUEEN'S AWARDS  
FOR ENTERPRISE  
INTERNATIONAL TRADE  
2015



**BEHIND EVERY GREAT MEAL**

- 04 A GREAT BRITISH BRAND**
- 05 HOME DELIVERY / CONTACT**
- 08 FREESTANDING COOKERS**
- 13 HOW FANNED GAS WORKS**
- 14 COLOUR BOUTIQUE**
- 16 RANGE COOKERS**
- 25 INDUCTION TECHNOLOGY**
- 28 BUILT-IN OVENS**
- 32 MULTIFUNCTION OVEN SETTINGS**
- 34 PYROLYTIC OVENS**
- 35 BUILT-IN HOBS**
- 38 HOODS AND SPLASHBACKS**
- 43 INTEGRATED APPLIANCES  
AND TABLETOP COOKING**
- 45 WINE COOLERS**
- 47 PRODUCT SPECIFICATIONS**



**JOIN US ONLINE FOR RECIPES, VIDEOS  
AND GREAT COOKING IDEAS.**





belling

# AT BELLING, WE'RE PROUD TO HAVE SUPPORTED GREAT BRITISH HOME COOKING, MANUFACTURING AND YOU, THE BRITISH CONSUMERS, FOR OVER A CENTURY, AND WE PLAN TO KEEP ON DOING IT, WITH OUR FOUR BIG COMMITMENTS.

## WE'RE BEHIND GREAT BRITISH DESIGN AND MANUFACTURING



Belling is proud to be part of Glen Dimplex Home Appliances, the only manufacturer that builds freestanding cookers, built-in ovens & hobs and range cookers right here in the UK. Manufacturing uniquely British products for British cooks.

Belling products are made with painstaking attention to detail, and its production site is purposely split into small teams, who work solely on just one product, carefully assembling each and every appliance from the ground up, by hand.

We are proud to be founder-members of the Made In Britain initiative and are still very much involved with its campaigning and championing of British industry. For more information, or to join the Made In Britain campaign please visit: [www.madeingb.org](http://www.madeingb.org).

## WE'RE BEHIND AWARD-WINNING CUSTOMER SERVICE



Belling's first class customer care has seen the brand win the much coveted Total Excellence Quality Customer Care award on numerous occasions. Belling's UK-based customer call centre employs 130 operatives and 200 service engineers.

If you wish to speak to one of our operatives, please call **0344 815 3746**.

## REPIC responsible recycling

Find out all about recycling your old electricals, what happens to them and where you can recycle them.

[www.responsible-recycling.co.uk](http://www.responsible-recycling.co.uk)

## WE'RE BEHIND INNOVATIVE COOKING TECHNOLOGY



From the world's first enamelled cooker and domestic fan oven, to the first slot-in range cooker and more recently, the world's first induction oven - we've developed products and technologies over the decades that are still important to British cooks today.

No surprise then that we continue to pioneer products across all fuel types, like the largest tall oven on a range cooker with 91 litres capacity. Or that we perfect features like open-door grilling - which means your food is grilled instead of baked, or that all ovens boast an 'A' class energy rating. We're never behind when it comes to progress.

## Register my appliance

Right now  
[registermyappliance.org.uk](http://registermyappliance.org.uk)

## REGISTER YOUR APPLIANCE

Don't forget to register your appliance so we can contact you with product updates, and also receive your free 1 year parts and labour warranty.  
[www.belling.co.uk/customer-care/warranty](http://www.belling.co.uk/customer-care/warranty)

## WE'RE BEHIND COOKING & CELEBRATING GREAT FOOD



We are once again proud appliance supplier to some great events in 2015 including the Cake International Shows, Liverpool Food and Drink Festival and the BBC Good Food Eat Well Show. There really is something for everyone, we'd love to see you there...

For more information visit us online at:  
[www.belling.co.uk](http://www.belling.co.uk)

# HOME DELIVERY

## WE ARE DELIGHTED TO BE ABLE TO OFFER GO DELIVER – OUR IMPROVED HOME DELIVERY SERVICE, AVAILABLE AS AN OPTIONAL EXTRA WHEN YOU BUY YOUR BELLING APPLIANCE

The service is designed to make buying and installing your new Belling appliance simple and stress-free:

- We offer fast delivery times and can deliver to anywhere within the UK, 6 days a week.
- We will position and install the appliance in your room of choice.
- We offer a service to dispose of your old appliance.
- Our team of expert installers will test everything to make sure it's in perfect working order.

**When you buy your Belling appliance, ask your retailer about Go Deliver.**



Order Day 1 for delivery Day 3. Delivery available UK only to most postcodes, 6 days a week.



Delivery and installation is available Monday to Friday. Delivery is available to the whole of the UK, followed up with installation by our fleet of national engineers.



Our all-in-one service that includes it all. Delivery, disconnection, installation and removal all in one convenient visit on a choice of days. UK mainland only.

### CONTACT DETAILS

#### Belling

Stoney Lane, Prescot, Merseyside L35 2XW

#### Belling Customer Care:

0344 815 3746

#### Trade Support Line:

0344 248 4147

#### Product Information

#### Helpline:

0344 248 4149

[www.belling.co.uk](http://www.belling.co.uk)

Glen Dimplex Home Appliances operates the policy of continual product improvement and development. Therefore we reserve the right to change the specifications of any product without prior notice. All dimensions in this publication are approximate. Information correct at time of going to print. Please note that ongoing product improvement may result in minor changes in product technical specification. Where possible this will be communicated prior to supply. Please contact customer services for further information.

Belling is a member of Glen Dimplex Home Appliances. The Belling logo is a registered trademark.

Designed by [www.uniform.net](http://www.uniform.net)




---

# THE DELICIOUS TASTE OF FRESH CHICKEN TOMATO PASTA

---

TRY OUR PERFECT CHICKEN PASTA AT,  
[WWW.BELLING.CO.UK/KITCHEN-TABLE-CONVERSATION/RECIPES](http://WWW.BELLING.CO.UK/KITCHEN-TABLE-CONVERSATION/RECIPES)





belling



8

# FREESTANDING COOKERS

**OUR FREESTANDING COLLECTION RESTS  
SOLIDLY ON A FOUNDATION OF EXCELLENT  
DESIGN, HIGH MANUFACTURING STANDARDS,  
AND YOUR KITCHEN FLOOR.**





# 50CM WIDE ELECTRIC

## FSE50SO



### 50cm Electric single cavity cooker

- 4 sealed elements
- Rotary controls
- Conventional electric oven
- Fixed rate electric grill
- Easy clean enamel

WHITE 444442256

## FSE50TC



### 50cm Electric oven with separate grill

- 4 sealed elements
- Rotary controls
- Conventional electric main oven
- Variable rate dual circuit electric grill
- Easy clean enamel

SILVER 444442490 |  BLACK 444442489  
 WHITE 444442488

## FSE50FDO



### 50cm Electric fanned double oven

- 4 sealed elements
- Rotary controls
- Fanned electric main oven
- Fixed rate electric grill
- Easy clean enamel

SILVER 444442710 |  BLACK 444442709  
 WHITE 444442492 |  STAINLESS STEEL 444442493

## FSEC50DO



### 50cm Electric double oven

- 4 ceramic elements
- Rotary controls
- Conventional electric main oven
- Top cavity conventional electric oven with grill
- Easy clean enamel

WHITE 444442483

## FSEC50FDO



### 50cm Electric fanned double oven

- 4 ceramic elements
- Rotary controls
- Fanned electric main oven
- Top cavity conventional electric oven with grill
- Easy clean enamel

BLACK 444442486 |  WHITE 444442485



## 55CM WIDE ELECTRIC

### ENFIELD E552



#### 55cm Electric oven with separate grill

- 4 ceramic elements
- Rotary controls
- Fanned electric main oven
- Top cavity conventional electric oven with grill
- Easy clean enamel

■ SILVER 444449200 | □ WHITE 444449199



### FSG55TCF



#### 55cm Twin cavity with fanned gas

- 4 gas burners
- Cast iron pan supports
- Conventional gas main oven with fanned electric option
- Variable gas grill
- Easy clean enamel
- Glass lid

■ STAINLESS STEEL 444442711 | ■ BLACK 444442712

□ WHITE 444442713



## 60CM WIDE ELECTRIC

### FSE60DO



#### 60cm Electric double oven

- 4 ceramic elements
- Rotary controls
- Fanned electric main oven
- Top cavity conventional electric oven with grill
- Easy clean enamel

■ STAINLESS STEEL 444449570 | ■ BLACK 444449574

□ WHITE 444440776



## 60CM WIDE ELECTRIC

### FSE60DOP



#### 60cm Electric double oven with programmable timer

- 4 ceramic elements
- Rotary controls
- Fanned electric main oven
- Top cavity conventional electric oven with variable electric grill
- Easy clean enamel

■ STAINLESS STEEL 444449572 | ■ BLACK 444449574  
 □ WHITE 444449573



### FSE60MF



**MULTI  
FUNCTION  
SEE PAGE  
32**



#### 60cm Electric multifunction double oven with programmable timer & grill in both ovens

- 4 ceramic elements including large dual zone
- Rotary controls
- 9 oven functions including fan
- Top cavity conventional electric oven with variable electric grill
- Easy clean enamel

■ STAINLESS STEEL 444449575 | ■ BLACK 444449576



### FSE60DOI



**SEE  
PAGE 25**



#### 60cm Electric multifunction double oven with induction hotplate & grill in both ovens

- 4 zone induction hotplate
- Fully programmable timer
- 9 oven functions including fan
- Top cavity conventional electric oven with variable electric grill
- Easy clean enamel

■ STAINLESS STEEL 444440916



## 60CM WIDE ELECTRIC

### FSE60MFI



**SEE  
PAGE 25**



**MULTI  
FUNCTION  
SEE PAGE  
32**



#### 60cm Electric multifunction double oven with induction hotplate

- 4 zone induction hotplate
- Fully programmable timer
- 9 oven functions including fan
- Variable rate dual circuit electric grill
- Easy clean enamel

■ STAINLESS STEEL 444442673



## 60CM WIDE DUAL FUEL

### FSDF60DO



#### 60cm Dual fuel double oven

- 4 gas burners
- Rotary controls
- Fanned electric main oven
- Variable rate dual circuit electric grill
- Easy clean enamel
- Glass lid

■ STAINLESS STEEL 444440165



### FSDF60DOW



#### 60cm Dual fuel double oven

- 4 gas burners including wok
- Rotary controls
- Fanned electric main oven
- Variable rate dual circuit electric grill
- Easy clean enamel
- Glass lid

■ STAINLESS STEEL 444442722 | ■ BLACK 444442723



## 60CM WIDE GAS

### FSG60DO



#### 60cm Gas double oven

- 4 gas burners
- Enamel pan supports
- Conventional gas main oven
- Top cavity gas oven with electric grill
- Easy clean enamel
- Glass lid

■ STAINLESS STEEL 444449565 | ■ BLACK 444449566

□ WHITE 444440777



### FSG60DOP



#### 60cm Gas double oven with cook to off programmable timer

- 4 gas burners
- Enamel pan supports
- Conventional gas main oven
- Top cavity gas oven with electric grill
- Easy clean enamel
- Glass lid

■ STAINLESS STEEL 444449567 | ■ BLACK 444449569

□ WHITE 444449568



### FSG60TC



#### 60cm Gas oven with separate grill & LED minute minder

- 4 gas burners
- Enamel pan supports
- Conventional gas main oven
- Variable gas grill
- Easy clean enamel

■ STAINLESS STEEL 444449563



### FSG60TCLW



#### 60cm Gas oven with separate grill & LED minute minder

- 4 gas burners including wok
- Cast iron pan supports
- Conventional gas main oven
- Variable gas grill
- Easy clean enamel
- Glass lid

■ STAINLESS STEEL 444442720



### FSG60DOF



#### 60cm Gas double oven with fanned gas main oven & LED minute minder

- 4 gas burners
- Cast iron pan supports
- Conventional gas main oven with fanned electric option
- Top cavity gas oven with electric grill
- Easy clean enamel
- Glass lid
- Programmable timer

■ STAINLESS STEEL 444442714 | ■ BLACK 444442715

□ WHITE 444442716



---

# HOW FANNED GAS WORKS

---

**IT COOKS EVERYTHING EVENLY**

1

It's a conventional gas oven, with an electric fan that you control with a switch. It creates an even temperature so now you can bake your favourite cake at the same time as your cut of meat.



And because we know what British cooks want, we've made it so you can switch between fanned and conventional gas, giving you more choice as well as fantastic results every time.

It works by drawing in and distributing air through vents, producing an even cooking temperature throughout the oven. So cooks and bakers can use all levels of the oven instead of swapping shelves.

**6 BEAUTIFUL  
 COLOURS  
 FOR INDIVIDUAL  
 TASTES**

**90CM WIDE**



Icy Brook 90DFT



Day's Break 90DFT

**100CM WIDE**



Floral Burst 100DFT



Midnight Gaze 100DFT

**110CM WIDE**



Hot Jalapeno 110GT



Wild Berry 110DFT

We say variety is the spice of life, and whatever your palette we've got a Classic range cooker in a colour to suit your dream kitchen. So why not choose from one of our stunning six colour options, in three different Classic sizes, from our Colour Boutique range. Dual Fuel, Induction, Ceramic, Gas.

See the full Colour Boutique range online at [www.belling.co.uk](http://www.belling.co.uk)



**FOR OUR RHUBARB AND CUSTARD RECIPE  
VISIT [WWW.BELLING.CO.UK/KITCHEN-TABLE-CONVERSATION/RECIPES](http://WWW.BELLING.CO.UK/KITCHEN-TABLE-CONVERSATION/RECIPES)**



# RANGE COOKERS

**THE CORNERSTONE OF THE KITCHEN, THE BEATING HEART OF THE HOUSE, OUR RANGE COOKERS DON'T JUST COMPLETE YOUR LOOK, THEY CHANGE THE WAY YOU COOK. CHOOSE FROM CLASSIC, DB, COUNTRY CLASSIC, DB PROFESSIONAL AND COUNTRY RANGE.**





# 90CM WIDE CLASSIC

## CLASSIC 90DFT



### 90cm Dual fuel range cooker

- |  |   |
|--|---|
| 1. Variable rate dual circuit electric grill | • LED Programmer                            |
| 2. Fanned electric main oven                 | • 5 gas burners with cast iron pan supports |
| 3. Tall fanned electric oven                 | • Wok burner 3.5KW                          |
|  | • A energy rating                           |
|  | • Easy clean enamel                         |

- |                          |                           |
|--------------------------|---------------------------|
| ■ BLACK 444440378        | ■ CREAM 444440380         |
| ■ SILVER 444440379       | ■ WILD BERRY 444441397    |
| ■ HOT JALAPENO 444441398 | □ ICY BROOK 444441399     |
| ■ DAY'S BREAK 444441400  | ■ MIDNIGHT GAZE 444441402 |
| ■ FLORAL BURST 444441404 |                           |



## CLASSIC 90E



### 90cm Electric range cooker

- |  |                      |
|--|----------------------|
| 1. Variable rate dual circuit electric grill | • LED programmer     |
| 2. Fanned electric main oven                 | • 5 ceramic elements |
| 3. Tall fanned electric oven                 | • A energy rating    |
|  | • Easy clean enamel  |

- |                          |                           |
|--------------------------|---------------------------|
| ■ BLACK 444440383        | ■ CREAM 444440385         |
| ■ SILVER 444440384       | ■ WILD BERRY 444441361    |
| ■ HOT JALAPENO 444441362 | □ ICY BROOK 444441363     |
| ■ DAY'S BREAK 444441364  | ■ MIDNIGHT GAZE 444441366 |
| ■ FLORAL BURST 444441368 |                           |



## CLASSIC 90Ei



### 90cm induction electric range cooker

- |  |                        |
|--|------------------------|
| 1. Variable rate dual circuit electric grill | • LED programmer       |
| 2. Fanned electric main oven                 | • 4 zone induction hob |
| 3. Tall fanned electric oven                 | • A energy rating      |
|  | • Easy clean enamel    |

- |                          |                           |
|--------------------------|---------------------------|
| ■ BLACK 444441895        | ■ CREAM 444441897         |
| ■ SILVER 444441896       | ■ WILD BERRY 444441899    |
| ■ HOT JALAPENO 444441900 | □ ICY BROOK 444441901     |
| ■ DAY'S BREAK 444441902  | ■ MIDNIGHT GAZE 444441904 |
| ■ FLORAL BURST 444441906 |                           |



# 90CM WIDE CLASSIC

## CLASSIC 90GT



### 90cm Gas range cooker

- |                              |   |
|------------------------------|---|
| 1. Variable rate gas grill   | • LED Programmer                            |
| 2. Conventional gas oven     | • 5 gas burners with cast iron pan supports |
| 3. Tall fanned electric oven | • Wok burner 3.5KW                          |
|                              | • A energy rating                           |
|                              | • Easy clean enamel                         |

- |                    |                   |
|--------------------|-------------------|
| ■ BLACK 444443485  | ■ CREAM 444443486 |
| ■ SILVER 444443487 |                   |



# 100CM WIDE CLASSIC

## CLASSIC 100DFT



### 100cm Dual fuel range cooker

- |  |   |
|--|---|
| 1. Variable rate dual circuit electric grill | • LED programmer                            |
| 2. Conventional electric oven                | • 7 gas burners with cast iron pan supports |
| 3. Fanned electric main oven                 | • A energy rating                           |
| 4. Storage compartment                       | • Easy clean enamel                         |

- |                          |                           |
|--------------------------|---------------------------|
| ■ BLACK 444440388        | ■ CREAM 444440921         |
| ■ SILVER 444440389       | ■ WILD BERRY 444441409    |
| ■ HOT JALAPENO 444441410 | □ ICY BROOK 444441411     |
| ■ DAY'S BREAK 444441412  | ■ MIDNIGHT GAZE 444441414 |
| ■ FLORAL BURST 444441416 |                           |



## CLASSIC 100E



### 100cm Electric range cooker

- |  |                      |
|--|----------------------|
| 1. Variable rate dual circuit electric grill | • LED programmer     |
| 2. Conventional electric oven                | • 6 ceramic elements |
| 3. Fanned electric main oven                 | • A energy rating    |
| 4. Storage compartment                       | • Easy clean enamel  |

- |                          |                           |
|--------------------------|---------------------------|
| ■ BLACK 444440390        | ■ CREAM 444440922         |
| ■ SILVER 444440391       | ■ WILD BERRY 444441373    |
| ■ HOT JALAPENO 444441374 | □ ICY BROOK 444441375     |
| ■ DAY'S BREAK 444441376  | ■ MIDNIGHT GAZE 444441378 |
| ■ FLORAL BURST 444441380 |                           |



## 100CM WIDE CLASSIC

### CLASSIC 100GT



#### 100cm Gas range cooker

- Variable rate gas grill
  - Conventional gas main oven
  - 2nd conventional gas oven
  - Storage compartment
- Cook to off programmer
  - Wok burner 3.5KW
  - 7 gas burners
  - Easy clean enamel

■ BLACK 444440392 | ■ CREAM 444440923  
 ■ SILVER 444440393 | ■ WILD BERRY 444441433  
 ■ HOT JALAPENO 444441434 | □ ICY BROOK 444441435  
 ■ DAY'S BREAK 444441436 | ■ MIDNIGHT GAZE 444441438  
 ■ FLORAL BURST 444441440



## 110CM WIDE CLASSIC

### CLASSIC 110DFT



#### 110cm Dual fuel range cooker

- Variable rate dual circuit electric grill
  - 2nd conventional electric oven
  - Fanned electric main oven
  - Storage compartment
- LED programmer
  - 7 gas burners
  - Wok burner 3.5KW
  - A energy rating
  - Easy clean enamel

■ BLACK 444440394 | ■ CREAM 444440396  
 ■ SILVER 444440395 | ■ WILD BERRY 444441421  
 ■ HOT JALAPENO 444441422 | □ ICY BROOK 444441423  
 ■ DAY'S BREAK 444441424 | ■ MIDNIGHT GAZE 444441426  
 ■ FLORAL BURST 444441428



### CLASSIC 110E



#### 110cm Electric range cooker

- Variable rate dual circuit electric grill
  - 2nd conventional electric oven
  - Fanned electric main oven
  - Storage compartment
- LED programmer
  - 7 ceramic elements including warming zone
  - A energy rating
  - Easy clean enamel

■ BLACK 444440397 | ■ CREAM 444440399  
 ■ SILVER 444440398 | ■ WILD BERRY 444441373  
 ■ HOT JALAPENO 444441374 | □ ICY BROOK 444441375  
 ■ DAY'S BREAK 444441376 | ■ MIDNIGHT GAZE 444441378  
 ■ FLORAL BURST 444441380



## 110CM WIDE CLASSIC

### CLASSIC 110GT



#### 110cm Gas range cooker

- Variable gas grill
  - Conventional gas main oven
  - 2nd conventional gas oven
  - Storage compartment
- Cook to off programmer
  - 7 Gas burners
  - Wok burner 3.5KW
  - Easy clean enamel

■ BLACK 444440400 | ■ CREAM 444440402  
 ■ SILVER 444440401 | ■ WILD BERRY 444441445  
 ■ HOT JALAPENO 444441446 | □ ICY BROOK 444441447  
 ■ DAY'S BREAK 444441448 | ■ MIDNIGHT GAZE 444441450  
 ■ FLORAL BURST 444441452



## 90CM WIDE DB4

### DB4 90DFT



#### 90cm Dual fuel range cooker

- Variable rate dual circuit electric grill
  - Fanned electric main oven
  - Tall fanned electric oven
- LED programmer
  - 5 gas burners
  - Wok burner 3.5KW
  - A energy rating
  - Easy clean enamel

■ STAINLESS STEEL 444440181 | ■ BLACK 444440180  
 □ WHITE 444441047



### DB4 90E



#### 90cm Electric range cooker

- Variable rate dual circuit electric grill
  - Fanned electric main oven
  - Tall fanned electric oven
- LED programmer
  - 5 ceramic elements, inc. 1 dual zone
  - A energy rating
  - Easy clean enamel

■ STAINLESS STEEL 444449417 | ■ BLACK 444449418  
 □ WHITE 444441048



## 90CM WIDE DB4

### DB4 90GT



#### 90cm Gas range cooker

- |                               |                           |
|-------------------------------|---------------------------|
| 1. Variable rate gas grill    | • LED clock minute minder |
| 2. Conventional gas main oven | • 5 gas burners           |
| 3. Tall fanned electric oven  | • Wok burner 3.5KW        |
|                               | • A energy rating         |
|                               | • Easy clean enamel       |

STAINLESS STEEL 444443490 |  BLACK 444443488  
 WHITE 444443489



### DB4 90Ei



#### 90cm Induction electric range cooker

- |  |                        |
|--|------------------------|
| 1. Variable rate dual circuit electric grill | • LED programmer       |
| 2. Fanned electric main oven                 | • 4 zone induction hob |
| 3. Tall fanned electric oven                 | • A energy rating      |
|  | • Easy clean enamel    |

STAINLESS STEEL 4444491673 |  BLACK 444441672  
 WHITE 444441894



SEE PAGE 25

## 100CM WIDE DB4

### DB4 100DF



#### 100cm Dual fuel range cooker

- |  |                     |
|--|---------------------|
| 1. Variable rate dual circuit electric grill | • LED programmer    |
| 2. 2nd conventional electric oven            | • 7 gas burners     |
| 3. Fanned electric main oven                 | • Wok burner 3.5KW  |
| 4. Storage compartment                       | • A energy rating   |
|  | • Easy clean enamel |

STAINLESS STEEL 444443016 |  BLACK 444443015  
 WHITE 444443017



## 100CM WIDE DB4

### DB4 100E



#### 100cm Electric range cooker

- |  |                                    |
|--|------------------------------------|
| 1. Variable rate dual circuit electric grill | • LED programmer                   |
| 2. 2nd conventional electric oven            | • 6 ceramic elements               |
| 3. Fanned electric main oven                 | • Easy clean ceramic glass surface |
| 4. Storage compartment                       | • A energy rating                  |
|  | • Easy clean enamel                |

STAINLESS STEEL 444443024 |  BLACK 444443023  
 WHITE 444443025



### DB4 100Ei



#### 100cm Induction electric range cooker

- |  |                                    |
|--|------------------------------------|
| 1. Variable rate dual circuit electric grill | • LED programmer                   |
| 2. 2nd conventional electric oven            | • 5 zone induction hob             |
| 3. Fanned electric main oven                 | • Easy clean ceramic glass surface |
| 4. Storage compartment                       | • A energy rating                  |
|  | • Easy clean enamel                |

STAINLESS STEEL 444443028 |  BLACK 444443027  
 WHITE 444443029



SEE PAGE 25

### DB4 100G



#### 100cm Gas range cooker

- |                               |                          |
|-------------------------------|--------------------------|
| 1. Variable gas grill         | • Cook to off programmer |
| 2. Conventional gas main oven | • 7 gas burners          |
| 3. 2nd conventional gas oven  | • Wok burner 3.5KW       |
| 4. Storage compartment        | • Easy clean enamel      |

STAINLESS STEEL 444443020 |  BLACK 444443019  
 WHITE 444443021



# 110CM WIDE DB4

## DB4 110DF



### 110cm Dual fuel range cooker

- |  |                     |
|--|---------------------|
| 1. Variable rate dual circuit electric grill | • LED programmer    |
| 2. 2nd fanned electric oven                  | • 7 gas burners     |
| 3. Fanned electric main oven                 | • Wok burner 3.5KW  |
| 4. Storage compartment                       | • A energy rating   |
|  | • Easy clean enamel |

STAINLESS STEEL 444443032 |  BLACK 444443031  
 WHITE 444443033



## DB4 110E



### 110cm Electric range cooker

- |  |                                    |
|--|------------------------------------|
| 1. Variable rate dual circuit electric grill | • LED programmer                   |
| 2. 2nd conventional electric oven            | • 7 ceramic elements               |
| 3. Fanned electric main oven                 | • Easy clean ceramic glass surface |
| 4. Storage compartment                       | • A energy rating                  |
|  | • Easy clean enamel                |

STAINLESS STEEL 444443040 |  BLACK 444443039  
 WHITE 444443A041



## DB4 110Ei



### 110cm Induction electric range cooker

- |  |                                    |
|--|------------------------------------|
| 1. Variable rate dual circuit electric grill | • LED programmer                   |
| 2. 2nd conventional electric oven            | • 5 zone induction hob             |
| 3. Fanned electric main oven                 | • Easy clean ceramic glass surface |
| 4. Storage compartment                       | • A energy rating                  |
|  | • Easy clean enamel                |

STAINLESS STEEL 444443044 |  BLACK 444443043  
 WHITE 444443045



SEE PAGE 25

# 110CM WIDE DB4

## DB4 110G



### 110cm Gas range cooker

- |                               |                          |
|-------------------------------|--------------------------|
| 1. Variable gas grill         | • Cook to off programmer |
| 2. Conventional gas main oven | • 7 gas burners          |
| 3. 2nd conventional gas oven  | • Wok burner 3.5KW       |
| 4. Storage compartment        | • Easy clean enamel      |

STAINLESS STEEL 444443036 |  BLACK 444443035  
 WHITE 444443037



# 90CM WIDE DB4 PROFESSIONAL

## 90DFT DB4 PROFESSIONAL



### 90cm Dual fuel Range Cooker

- |  |                     |
|--|---------------------|
| 1. Variable rate dual circuit electric grill | • LED programmer    |
| 2. Fanned electric main oven                 | • 5 gas burners     |
| 3. Tall fanned electric oven                 | • Wok burner 3.5KW  |
|  | • A energy rating   |
|  | • Easy clean enamel |

STAINLESS STEEL 444440535



## 90E DB4 PROFESSIONAL



### 90cm Electric range cooker

- |  |  |
|--|--|
| 1. Variable rate dual circuit electric grill | • LED programmer                       |
| 2. Fanned electric main oven                 | • 5 ceramic elements, inc. 1 dual zone |
| 3. Tall fanned electric oven                 | • A energy rating                      |
|  | • Easy clean enamel                    |

STAINLESS STEEL 444440534



# 90CM WIDE DB4 PROFESSIONAL

# 100CM WIDE DB4 PROFESSIONAL

## 90EI DB4 PROFESSIONAL

## 90GT DB4 PROFESSIONAL

## 100DF DB4 PROFESSIONAL



### 90cm Induction electric range cooker

- |  |                        |
|--|------------------------|
| 1. Variable rate dual circuit electric grill | • LED programmer       |
| 2. Fanned electric main oven                 | • 4 zone induction hob |
| 3. Tall fanned electric oven                 | • A energy rating      |
|  | • Easy clean enamel    |

### 90cm Dual Fuel Range Cooker

- |                               |                           |
|-------------------------------|---------------------------|
| 1. Variable rate gas grill    | • LED clock minute minder |
| 2. Conventional gas main oven | • 5 gas burners           |
| 3. Tall fanned electric oven  | • Wok burner 3.5KW        |
|                               | • A energy rating         |
|                               | • Easy clean enamel       |

### 100cm Dual fuel range cooker

- |  |                     |
|--|---------------------|
| 1. Variable rate dual circuit electric grill | • LED programmer    |
| 2. Conventional electric oven                | • 7 gas burners     |
| 3. 2nd conventional electric oven            | • Wok burner 3.5KW  |
| 4. Storage compartment                       | • A energy rating   |
|  | • Easy clean enamel |

STAINLESS STEEL 444441674

STAINLESS STEEL 444443491

STAINLESS STEEL 444443018



# 100CM WIDE DB4 PROFESSIONAL

## 100E DB4 PROFESSIONAL

## 100EI DB4 PROFESSIONAL

## 100G DB4 PROFESSIONAL



### 100cm Electric range cooker

- |  |                                    |
|--|------------------------------------|
| 1. Variable rate dual circuit electric grill | • LED programmer                   |
| 2. 2nd conventional electric oven            | • 6 ceramic elements               |
| 3. Fanned electric main oven                 | • Easy clean ceramic glass surface |
| 4. Storage compartment                       | • A energy rating                  |
|  | • Easy clean enamel                |

### 100cm Induction electric range cooker

- |  |                                    |
|--|------------------------------------|
| 1. Variable rate dual circuit electric grill | • LED programmer                   |
| 2. 2nd Conventional electric oven            | • 5 zone induction hob             |
| 3. Fanned electric main oven                 | • Easy clean ceramic glass surface |
| 4. Storage compartment                       | • A energy rating                  |
|  | • Easy clean enamel                |

### 100cm Gas range cooker

- |                               |                          |
|-------------------------------|--------------------------|
| 1. Variable gas grill         | • Cook to off programmer |
| 2. Conventional gas main oven | • 7 gas burners          |
| 3. 2nd conventional gas oven  | • Wok burner 3.5KW       |
| 4. Storage compartment        | • Easy clean enamel      |

STAINLESS STEEL 444443026

STAINLESS STEEL 444443030

STAINLESS STEEL 444443022



# 110CM WIDE DB4 PROFESSIONAL

## 110DF DB4 PROFESSIONAL



### 110cm Dual Fuel Range Cooker

- |  |                     |
|--|---------------------|
| 1. Variable rate dual circuit electric grill | • LED programmer    |
| 2. 2nd conventional electric oven            | • 7 gas burners     |
| 3. Fanned electric main oven                 | • Wok burner 3.5 KW |
| 4. Storage compartment                       | • A energy rating   |
|  | • Easy clean enamel |

STAINLESS STEEL 444443034



## 110E DB4 PROFESSIONAL



### 110cm Electric range cooker

- |  |                                    |
|--|------------------------------------|
| 1. Variable rate dual circuit electric grill | • LED programmer                   |
| 2. 2nd conventional electric oven            | • 7 ceramic elements               |
| 3. Fanned electric main oven                 | • Easy clean ceramic glass surface |
| 4. Storage compartment                       | • A energy rating                  |
|  | • Easy clean enamel                |

STAINLESS STEEL 444443042



## 110G DB4 PROFESSIONAL



### 110cm Gas range cooker

- |                               |                          |
|-------------------------------|--------------------------|
| 1. Variable gas grill         | • Cook to off programmer |
| 2. Conventional gas main oven | • 7 gas burners          |
| 3. 2nd conventional gas oven  | • Wok burner 3.5 KW      |
| 4. Storage compartment        | • Easy clean enamel      |

STAINLESS STEEL 444443038



## 90CM WIDE DB4 DELUXE

### 90DFT DB4 DELUXE



### 90cm Dual fuel range cooker

- |  |                     |
|--|---------------------|
| 1. Variable rate dual circuit electric grill & conventional oven | • LED programmer    |
| 2. Multifunctional main oven                                     | • 5 gas burners     |
| 3. Tall fanned electric oven                                     | • Wok burner 3.5KW  |
|  | • A energy rating   |
|  | • Easy clean enamel |

BLACK 444443241 | WHITE 444443242

ANTHRACITE 444443243



## 90CM WIDE DB4 PROFESSIONAL DELUXE

### 90DFT DB4 PROFESSIONAL DELUXE



### 90cm Dual fuel range cooker

- |  |                     |
|--|---------------------|
| 1. Variable rate dual circuit electric grill & conventional oven | • LED programmer    |
| 2. Multifunctional main oven                                     | • 5 gas burners     |
| 3. Tall fanned electric oven                                     | • Wok burner 3.5KW  |
|  | • A energy rating   |
|  | • Easy clean enamel |

STAINLESS STEEL 444443244



# 100CM WIDE COUNTRY CLASSIC

## COUNTRY CLASSIC 100DFT



### 100cm Dual fuel range cooker

- |                                   |                           |
|-----------------------------------|---------------------------|
| 1. Variable rate electric grill   | • LED clock minute minder |
| 2. 2nd conventional electric oven | • 8 gas burners           |
| 3. Fanned electric main oven      | • Easy clean enamel       |
| 4. Storage compartment            |                           |

■ SILVER 444449441 | ■ ANTHRACITE 444449440



## COUNTRY CLASSIC 100E



### 100cm Electric range cooker

- |                                   |                                    |
|-----------------------------------|------------------------------------|
| 1. Variable rate electric grill   | • LED clock minute minder          |
| 2. 2nd conventional electric oven | • 6 ceramic elements               |
| 3. Fanned electric main oven      | • Easy clean ceramic glass surface |
| 4. Storage compartment            | • Easy clean enamel                |

■ SILVER 444449444 | ■ ANTHRACITE 444449445



## COUNTRY CLASSIC 100GT



### 100cm Gas range cooker

- |                               |                           |
|-------------------------------|---------------------------|
| 1. Variable gas grill         | • LED clock minute minder |
| 2. Conventional gas main oven | • 8 gas burners           |
| 3. 2nd conventional gas oven  | • Cast iron pan supports  |
| 4. Storage compartment        | • Easy clean enamel       |

■ SILVER 444449443 | ■ ANTHRACITE 444449442

■ SILVER (LPG VERSION) 444440979



# 90CM WIDE COUNTRY RANGE

## COUNTRY RANGE 90DFT



### 90cm Dual fuel range cooker

- |  |                     |
|--|---------------------|
| 1. Variable rate dual circuit electric grill | • LED programmer    |
| 2. Fanned electric main oven                 | • 5 gas burners     |
| 3. Tall fanned electric oven                 | • Wok burner 3.5KW  |
|  | • A energy rating   |
|  | • Easy clean enamel |

■ BLACK 444443384 | ■ CREAM 444443385

■ HOT JALAPENO 444443386



## COUNTRY RANGE 90E



### 90cm Electric range cooker

- |  |  |
|--|--|
| 1. Variable rate dual circuit electric grill | • LED programmer                       |
| 2. Fanned electric main oven                 | • 5 ceramic elements, inc. 1 dual zone |
| 3. Tall fanned electric oven                 | • A energy rating                      |
|  | • Easy clean enamel                    |

■ BLACK 444443387 | ■ CREAM 444443388

■ HOT JALAPENO 444443389



## COUNTRY RANGE 90GT



### 90cm Gas range cooker

- |                               |                           |
|-------------------------------|---------------------------|
| 1. Variable rate gas grill    | • LED clock minute minder |
| 2. Conventional gas main oven | • 5 gas burners           |
| 3. Tall fanned electric oven  | • Wok burner 3.5KW        |
|                               | • A energy rating         |
|                               | • Easy clean enamel       |

■ BLACK 444443466 | ■ CREAM 444443467

■ HOT JALAPENO 444443468



# 100CM WIDE COUNTRY RANGE

## COUNTRY RANGE 100DFT



### 100cm Dual fuel range cooker

- |                                   |                           |
|-----------------------------------|---------------------------|
| 1. Variable rate electric grill   | • LED clock minute minder |
| 2. 2nd conventional electric oven | • 7 gas burners           |
| 3. Fanned electric main oven      | • Cast iron pan supports  |
| 4. Storage compartment            | • Wok burner 3.5KW        |
|                                   | • Easy clean enamel       |

BLACK 444442983 | 
  CREAM 444442984  
 HOT JALAPENO 444442985



## COUNTRY RANGE 100GT



### 100cm Gas range cooker

- |                               |                           |
|-------------------------------|---------------------------|
| 1. Variable gas grill         | • LED clock minute minder |
| 2. Conventional gas main oven | • 7 gas burners           |
| 3. 2nd conventional gas oven  | • Cast iron pan supports  |
| 4. Storage compartment        | • Wok burner 3.5KW        |
|                               | • Easy clean enamel       |

BLACK 444442980 | 
  CREAM 444442981  
 HOT JALAPENO 444442982





# SMARTER FASTER SAFER GREENER

## INDUCTION TECHNOLOGY IS AVAILABLE ON FREESTANDING, BUILT-IN AND RANGE COOKERS.

Look out for the Induction symbol to see all the products  
in our range.



### Smarter:

Intuitive technology means you can pause, recall your last temperature or even programme when your hob turns off, helping you to achieve perfect results.



### Safer:

The hob will not function unless a suitable pan is placed on the zone and if left unattended for a long period all cookzones will automatically turn off.



### Faster:

It's nearly twice as fast as a gas hob and 30% faster than ceramic. You have the option of power boost which draws additional power when required – perfect for wok cooking.



### Greener:

Induction cooking doesn't lose any heat through convection, so it's 30% more efficient than a gas hob and 25% more than a ceramic hob.



### 32 amp connection:

Works on a standard 32amp power supply.

## HOW INDUCTION WORKS

Induction hobs are very accurate so it is possible to create a constant low temperature – perfect for simmering food. They are extremely fast and don't waste heat, so they use a lot less energy. Simply put, induction is like having an individual heating element inside each pan. When a pan is placed on an induction hob, it completes a magnetic circuit below the hob's surface, which creates energy within the pan's base – this in turn only heats the pan and its contents, not the entire hob.

A simple test with a magnet will reveal the suitability of a pan. If the magnet sticks to the base of the pan then it is suitable for an induction hob.

\*Not all features appear on all products, please see individual product specifications



# SEBASTIAN CONRAN

BEHIND GREAT BRITISH DESIGN.

## DESIGNED BY SEBASTIAN CONRAN

### SCCHIM60



#### 60cm Chimney hood

- 3 fans speeds
- 2 LED lights
- Push button controls
- 2 filters
- Utensil rail

- ALUMINIUM 444442739
- ICY BROOK 444442742
- DUCK EGG BLUE 444442740
- PASTEL GREEN 444442743

### SCCHIM90



#### 90cm Chimney hood

- 3 fan speeds
- 2 LED lights
- Push button controls
- 3 filters
- Utensil rail

- DUCK EGG BLUE 444442745



- PASTEL GREEN 444442748



- ALUMINIUM 444442744



- ICY BROOK 444442747



## SCBI60FP



### 60cm Built-in electric single fanned oven with analogue programmable timer

- Fanned main oven
- Variable electric grill
- 1 oven shelf, 5 positions
- Fully programmable timer
- Easy clean enamel

ALUMINIUM 444442650 | DUCK EGG BLUE 444442651  
 PASTEL GREEN 444442654



## SCBI90FP



### 90cm Built-in electric double oven with analogue programmable timer

- Fanned main oven
- Top cavity conventional electric oven with dual circuit grill
- Fully programmable timer
- Easy clean enamel

ALUMINIUM 444442655 | ANTHRACITE 444442657  
 DUCK EGG BLUE 444442656 | PASTEL GREEN 444442659



## SCGHU60GC



### 60cm Gas hob with cast iron pan supports

- 4 gas burners
- x1 small
- x2 medium
- x1 large
- Cast iron pan supports
- Automatic ignition
- Metal control knobs

ALUMINIUM 444442660  
 ICY BROOK 444442663  
 DUCK EGG BLUE 444442661  
 PASTEL GREEN 444442664



## SCGHU70GC



### 70cm Gas hob with cast iron pan supports

- 5 gas burners
- x1 small
- x2 medium
- x1 large
- x1 wok burner
- Cast iron pan supports
- Automatic ignition

ALUMINIUM 444442665  
 ICY BROOK 444442668  
 DUCK EGG BLUE 444442666  
 PASTEL GREEN 444442669



## SCIH60



### 60cm Induction hob with touch controls

- 4 zone induction in 2 sizes
- Easy clean ceramic glass surface
- Touch control
- 9 power levels plus boost
- Pan detection


ANTHRACITE 444442671



SEE PAGE 25

# BUILT-IN OVENS & HOBS

**SINGLE, BUILT-UNDER AND DOUBLE, OUR  
BUILT-IN OVENS FIT AS PERFECTLY WITH  
YOUR LIFESTYLE AS THEY DO WITH  
YOUR KITCHEN.**



# 60CM ELECTRIC

## BI60F



### 60cm Built-in electric single oven with minute minder

- Fanned oven
- Variable electric grill
- 2 oven shelves, 5 positions
- Easy clean enamel

STAINLESS STEEL 444449578 |  BLACK 444449579  
 WHITE 444449580



## BI60FP



### 60cm Built-in electric single oven with fully programmable timer

- Fanned oven
- Variable electric grill
- 2 oven shelves, 5 positions
- Easy clean enamel

STAINLESS STEEL 444449581 |  BLACK 444449582  
 WHITE 444449583



## BI60MF



### 60cm Built-in electric single multifunction oven with fully programmable timer

- Multifunction oven with 9 functions
- Variable electric grill
- 2 oven shelves, 5 positions
- Easy clean enamel

STAINLESS STEEL 444449584 |  BLACK 444449585



## BI60SO



SIDE  
OPENING  
DOOR

### 60cm Built-in electric single fanned oven with side opening door

- Fanned oven
- Variable electric grill
- 2 oven shelves
- 5 shelf positions
- Fully programmable timer
- Door can be hinged either left or right
- Easy clean enamel

STAINLESS STEEL 444449618



## BI60SOXL



SIDE  
OPENING  
DOOR

### 60cm Built-in electric single oven with side opening door and fully programmable timer

- Fanned oven
- Variable electric grill
- 2 oven shelves with telescopic sliders
- 8 shelf positions
- Touch control fully programmable timer
- Door can be hinged either left or right
- Easy clean enamel

BLACK 444440849



## BI60EPYR



### 60cm Built-in electric single multifunction oven with pyrolytic cleaning and programmable timer

- Pyrolytic cleaning
- Multifunction with 10 functions
- Fanned & conventional grilling
- Base heat with fan
- Fanned & conventional oven
- Top heat
- Programmable touch timer

STAINLESS STEEL 444442977



See page 34

## 60CM BUILT IN GAS

### BI60G



**60cm Built-in gas single oven with cook to off programmable timer**

- Conventional gas oven
- Main oven 2 oven shelves, 5 positions
- Fixed rate electric grill
- Cook to off programmable timer
- Easy clean enamel

■ STAINLESS STEEL 444449596



### XOU60LPG



**60cm Built-in single LPG gas single oven with cook to off programmable timer**

- Conventional gas oven
- Main oven 2 oven shelves, 5 positions
- Fixed rate gas grill
- Cook to off programmable timer
- Easy clean enamel

■ SATIN STEEL 444447954



## 70CM BUILT UNDER ELECTRIC

### BI70FP



**70cm Built-under electric double oven with fully programmable timer**

- Fanned main oven
- Main oven 2 oven shelves, 5 positions
- Top cavity conventional electric oven with dual circuit grill
- Fully programmable timer
- Easy clean enamel

■ STAINLESS STEEL 444449587 | ■ BLACK 444449588  
□ WHITE 444449589



## 70CM BUILT UNDER ELECTRIC

### BI70F



**70cm Built-under electric oven with minute minder**

- Conventional oven & grill
- Main oven 2 oven shelves, 5 positions
- Fixed rate dual circuit electric grill
- Easy clean enamel

■ STAINLESS STEEL 444449619

### BI70G



**70cm Built-under gas double oven with cook to off programmable timer**

- Conventional gas main oven
- Main oven 2 oven shelves, 5 positions
- Top cavity conventional gas oven with fixed rate electric grill
- Cook to off programmable timer

■ STAINLESS STEEL 444449597



## 70CM BUILT UNDER GAS

### BI70LPG



**70cm Built-under LPG gas twin cavity oven**

- Conventional gas main oven
- Main oven 2 oven shelves, 5 positions
- Variable rate gas grill
- Easy clean enamel

■ STAINLESS STEEL 444441106



### BI70MLPG



**70cm Built-under twin cavity LPG oven with cook to off programmable timer**

- Conventional gas main oven
- Main oven 2 oven shelves, 5 positions
- Variable rate gas grill
- Cook to off programmable timer
- Easy clean enamel

■ STAINLESS STEEL 444441105



## 90CM BUILT IN ELECTRIC

### BI90F



#### 90cm Built-in electric double oven with minute minder

- Fanned main oven
- Main oven 2 oven shelves, 5 positions
- Top cavity conventional electric oven and grill
- LED clock minute minder
- Easy clean enamel

STAINLESS STEEL 444449620



### BI90FP



#### 90cm Built-in electric double oven with fully programmable timer

- Fanned main oven
- Main oven 2 oven shelves, 5 positions
- Top cavity conventional electric oven with dual circuit grill
- Fully programmable timer
- Easy clean enamel

STAINLESS STEEL 444449590 | BLACK 444449591

WHITE 444449592



### BI90MF



#### 90cm Built-in electric multifunction double oven with programmable timer

- Multifunction main oven with 9 functions
- Top cavity conventional electric oven with dual circuit grill
- Main oven 2 oven shelves, 5 positions
- Fully programmable timer
- Easy clean enamel

STAINLESS STEEL 444449593 | BLACK 444449594



## 90CM BUILT IN GAS

### BI90G



#### 90cm Built-in gas double oven with cook to off programmable timer

- Conventional gas main oven
- Top cavity conventional gas oven with fixed rate electric grill
- Main oven 2 oven shelves, 5 positions
- Cook to off programmable timer
- Easy clean enamel

STAINLESS STEEL 444449598



## MULTIFUNCTION OVENS

# MULTIFUNCTION OVEN SETTINGS

### CONVENTIONAL GRILLING

This function cooks food from the top and is ideal for a range of food from toast to steaks. As the whole grill is working you can cook large quantities of food.

### FANNED GRILLING

Circulates heat around the food, making it ideal for thinner foods such as bacon, fish, gammon and steaks.

### INTENSIVE BAKE

Suitable for food with a high moisture content, such as quiche, bread and cheese cake. It also eliminates the need for baking pastry blind.

### BASE HEAT WITH FAN

The base element cooks the base of your open pies, while the fan allows the air to circulate around the filling.

### BASE HEAT

The base heat can be used to provide additional browning for pizzas, pies and quiche. Use this function towards the end of cooking.

### TOP HEAT

Use the top oven element towards the end of the cooking, for delicate browning. Great for dishes like lasagne.

### DEFROST

The fan assists defrosting by circulating room temperature air around the food, it is more hygienic and is done in half the time.

### FANNED OVEN

Distributes the heat evenly through the use of an integrated fan. Perfect for batch baking.

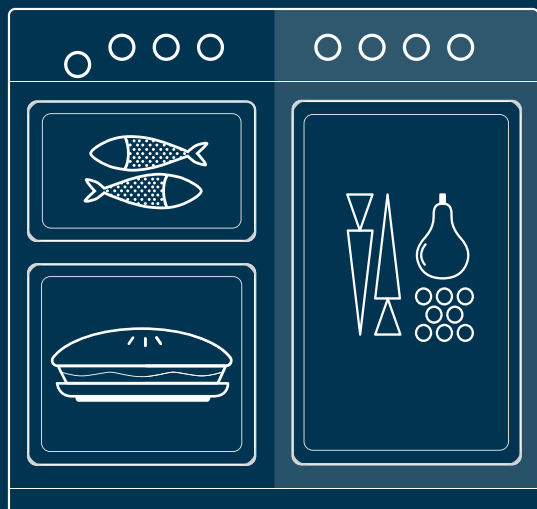
### CONVENTIONAL OVEN

This function is ideal for traditional roasting. The meat is placed in the middle of the oven, roast potatoes towards the top.





# MULTI-CAVITY COOKING



## MULTI-CAVITY COOKING OFFERS CONVENIENCE, EFFICIENCY AND EXTRA CAPACITY.

With the Belling range of multi-cavity ovens, you can use different functions and temperatures at once - which can halve your cooking time.

Smaller cavities also means you are only heating the space that you need, making it more energy efficient.

To view the video on Multi-cavity cooking visit  
[www.belling.co.uk/kitchen-table-conversation/videos/multi-cavity-benefits](http://www.belling.co.uk/kitchen-table-conversation/videos/multi-cavity-benefits)

**belling**<sup>®</sup>  
COOKSHOP

**SIMPLE  
JOYFUL  
DELICIOUS**

To view a wide range of accessories to compliment your Belling appliance visit

[www.bellingcookshop.co.uk](http://www.bellingcookshop.co.uk)





# THE OVEN THAT CLEANS UP AFTER YOU

Belling Pyrolytic ovens incorporate a self-cleaning cycle that gives impressively thorough results.



## **BI60 E PYR**

**60cm Built-in electric single multifunction oven with pyrolytic cleaning and programmable timer**

- Conventional grilling
- Fanned grilling
- Intensive bake
- Base heat with fan
- Base heat
- Defrost
- Fanned oven
- Conventional oven
- Top heat
- Pyrolytic cleaning
- A energy rating
- Oven light
- Programmable timer

■ STAINLESS STEEL 444442977

To view more information and video visit  
[www.belling.co.uk/pyrolytic-ovens](http://www.belling.co.uk/pyrolytic-ovens)

## 60CM WIDE GAS

### GHU60GE



#### 60cm Gas hob with enamel pan supports

- 4 gas burners in 3 sizes
- Gloss enamel pan supports
- Auto ignition

■ STAINLESS STEEL 444449465 | ■ BLACK 444449468

□ WHITE 444449472



### GHU60GC



#### 60cm Gas hob with cast iron pan supports

- 4 gas burners in 3 sizes
- Cast iron pan supports
- Auto ignition

■ STAINLESS STEEL 444449498 | ■ BLACK 444449499



### GHU60TGC LPG



LPG

#### 60cm LPG hob with cast iron pan supports

- 4 gas burners in 3 sizes
- Cast iron pan supports
- Auto ignition

■ STAINLESS STEEL 444440670 | ■ BLACK 444440671



## 70CM WIDE GAS

### GHU70GE



#### 70cm Gas hob with enamel pan supports

- 5 gas burners in 4 sizes
- Gloss enamel pan supports
- Auto ignition

■ STAINLESS STEEL 444449501 | ■ BLACK 444449502



### GHU70GC



#### 70cm Gas hob with cast iron pan supports

- 5 gas burners in 4 sizes
- Cast iron pan supports
- Auto ignition

■ STAINLESS STEEL 444449504 | ■ BLACK 444449505



### GHU70TGC LPG



LPG

#### 70cm LPG hob with cast iron pan supports

- 5 gas burners in 4 sizes
- Cast iron pan supports
- Auto ignition

■ STAINLESS STEEL 444440672 | ■ BLACK 444440673



## 60CM WIDE CERAMIC

### CH60R GRANITE



#### 60cm Ceramic hob with rotary controls

- 4 ceramic elements in 2 sizes
- Easy clean ceramic glass surface
- Side rotary controls
- 6 power levels
- Granite finish

■ GRANITE 444441156



### CH60RX BLACK



#### 60cm Ceramic hob with rotary controls

- 4 ceramic elements in 3 sizes
- Side rotary controls
- 9 power levels
- Hot hob light
- Easy clean ceramic glass surface

■ BLACK 444441158



### CH60T GRANITE



#### 60cm Ceramic hob with touch controls

- 4 ceramic elements in 2 sizes
- Easy clean ceramic glass surface
- Touch controls
- 9 power levels
- Child lock

■ GRANITE 444441163



### CH60TX BLACK



#### 60cm Ceramic hob with touch controls

- 4 ceramic elements in 3 sizes
- Touch controls
- 9 power levels
- Timer
- Easy clean ceramic glass surface

■ BLACK 444441165



## 70CM WIDE CERAMIC

### CH70TX BLACK



#### 70cm Ceramic hob with touch controls

- 4 ceramic elements in 3 sizes
- Easy clean ceramic surface
- Touch control
- 9 power levels
- Timer
- Child lock

■ BLACK 444441170



## 77CM WIDE CERAMIC

### CH77TC BLACK



#### 77cm Ceramic hob with touch controls

- 5 ceramic elements in 3 sizes
- Easy clean ceramic surface
- Touch control
- 9 power levels
- Timer
- Child lock

■ BLACK 444443063



## 90CM WIDE CERAMIC

### CH90TX BLACK



#### 90cm Ceramic hob with touch controls

- 4 ceramic elements in 3 sizes
- Easy clean ceramic surface
- Touch control
- Hot hob indicator
- 9 power levels
- Timer

■ BLACK 444441174



## 60CM WIDE INDUCTION

### IH60R BLACK



#### 60cm Induction hob with rotary controls

- 4 zone induction in 2 sizes
- Easy clean ceramic glass surface
- Side rotary control
- 9 power levels plus boost
- Pan detection

■ BLACK 444440538



# 60CM WIDE INDUCTION

## IHT60 BLACK



### 60cm Induction hob with touch controls


- 4 zone induction with power boost
- Minute minder and timer
- Digital power display with 9 power settings plus boost
- Pan detection and pan overheat detection
- Child lock

■ BLACK 444443433



SEE PAGE 25

## IHT613 BLACK



### 60cm Induction hob with touch controls

- 4 zone induction in 2 sizes
- Easy clean ceramic glass surface
- 13amp with supply cord & plug
- Touch controls
- 9 power levels plus boost
- Pan detection

■ BLACK 444443725



SEE PAGE 25

## IH60XL BLACK



### 60cm Induction hob with touch controls

- 4 zone induction in 3 sizes
- Easy clean ceramic glass surface
- Touch controls
- 9 power levels plus boost
- Timer
- Pan detection

■ BLACK 444440802



SEE PAGE 25

## IHK80 BLACK



### 80cm Induction hob with touch controls

- 5 zone induction with power boost
- Minute minder and timer
- Digital power display with 13 power settings plus boost
- Pan detection and pan overheat detection
- Child lock

■ BLACK 444443479



SEE PAGE 25

## IHK90 BLACK



### 90cm Induction hob with touch controls

- 5 zone induction with power boost
- Minute minder and timer
- Digital power display with 13 power settings plus boost
- Pan detection and pan overheat detection
- Child lock

■ BLACK 444443480



SEE PAGE 25



---

# HOODS AND SPLASHBACKS

---

**COMPLEMENT YOUR COOKER WITH  
OUR COLLECTION OF DESIGNER  
HOODS AND SPLASHBACKS.**



## 60CM WIDE HOODS

### 60VH



#### 60cm Visor hood

- 3 fan speeds
- 1 light
- Slider control
- 1 grease filter

■ GREY 444441224  
 □ WHITE 444442993

### UIH60S



#### 60cm Integrated hood

- 3 fan speeds
- 1 halogen light
- Slider control
- 1 acrylic grease filter

■ SILVER 444449650

### 60 BELLING CHIM



#### 60cm Chimney hood

- 3 fan speeds
- 2 lights
- Push button controls
- 2 grease filters
- Extendable chimney section

■ STAINLESS STEEL 444441226  
 ■ BLACK 444441227

### 600CGH MK2



#### 60cm wide curved glass hood

- 3 fan speeds
- 2 halogen lights
- Push button controls
- 1 grease filter

■ STAINLESS STEEL 444448742

## 60CM WIDE HOODS

### 60DGH



#### 60cm Designer hood

- 3 fan speeds
- 2 halogen lights
- Push button controls
- 1 grease filter
- Extendable chimney section

■ STAINLESS STEEL 444441228

### 600 K-LINE



#### 60cm Designer hood

- 3 fan speeds + booster
- 2 halogen lights
- Illuminated push button controls
- 1 grease filter
- Extendable chimney section

■ STAINLESS STEEL 444441229

### 70 BELLING CHIM



#### 70cm Chimney hood

- 3 fan speeds
- 2 lights
- Push button controls
- 2 grease filters

■ STAINLESS STEEL 444441129  
 ■ BLACK 444441130

### 70DGH



#### 70cm Designer hood

- 3 fan speeds
- 2 halogen lights
- Push button controls
- 1 grease filter
- Extendable chimney section

■ STAINLESS STEEL 444441230

## 90CM WIDE HOODS

### 90 DB/CLASSIC CHIM



#### 90cm Chimney hood

- 3 fan speeds
- 2 round LED multispot lights
- Push button controls
- 3 filters

STAINLESS STEEL 444443452 (DB)  
 BLACK 444443449 (CLASSIC)

### 90 CLASSIC CHIM



#### 90cm Chimney hood

- 3 fan speeds
- 2 round LED multispot lights
- Push button controls
- 3 filters

CREAM 444442836 (CLASSIC)  
 HOT JALAPENO 444442839 (CLASSIC)

### 90 DB FLAT



#### 90cm Designer hood

- 3 fans speeds
- 2 round LED multispot lights
- Push button controls
- 3 filters

STAINLESS STEEL 444443458  
 BLACK 444443455

### 90 DB FLAT



#### 90cm Designer hood

- 3 fans speeds
- 2 round LED multispot lights
- Push button controls
- 3 filters

WHITE 444442830

## 100CM WIDE HOODS

### 100 DB/CLASSIC CHIM



#### 100cm Chimney hood

- 3 fan speeds
- 2 round LED multispot lights
- Push button controls
- 3 filters

STAINLESS STEEL 444443453 (DB)  
 BLACK 444443450 (CLASSIC)

### 100 CLASSIC CHIM



#### 100cm Chimney hood

- 3 fan speeds
- 2 round LED multispot lights
- Push button controls
- 3 filters

CREAM 444442837 (CLASSIC)  
 HOT JALAPENO 444442840 (CLASSIC)

### 100DB FLAT



#### 100cm Designer hood

- 3 fan speeds
- 2 round LED multispot lights
- Push button controls
- 3 filters

STAINLESS STEEL 444443459  
 BLACK 444443456

### 100DB FLAT



#### 100cm Designer hood

- 3 fan speeds
- 2 round LED multispot lights
- Push button controls
- 3 filters

WHITE 444442831



# 110CM WIDE HOODS

## 110 DB/CLASSIC CHIM



### 110cm Chimney hood

- 3 fan speeds
- 2 round LED multispot lights
- Push button controls
- 3 filters

- STAINLESS STEEL 444443454 (DB)
- BLACK 444443451 (CLASSIC)

## 110 CLASSIC CHIM



### 110cm Chimney hood

- 3 fan speeds
- 2 round LED multispot lights
- Push button controls
- 3 filters

- CREAM 444442838 (CLASSIC)
- HOT JALAPENO 444442841 (CLASSIC)

## 110 DB FLAT



### 110cm Designer hood

- 3 fan speeds
- 2 round LED multispot lights
- Push button controls
- 3 filters

- STAINLESS STEEL 444443460
- BLACK 444443457

## 110 DB FLAT



### 110cm Designer hood

- 3 fan speeds
- 2 round LED multispot lights
- Push button controls
- 3 filters

- WHITE 444442832



# GLASS SPLASHBACKS

## SBK 60 GLASS



### 60cm Splashback

- Toughened glass
- Polished edge
- Self adhesive tape fixing

- BLACK 444442907
- STAINLESS SHIMMER 444442911
- COLOUR UNION JACK 444442921
- MONO UNION JACK 444442923



## SBK 90 GLASS



### 90cm Splashback

- Toughened glass
- Polished edge
- Self adhesive tape fixing

- BLACK 444442908
- STAINLESS SHIMMER 444442912
- HOT JALAPENO 444442915
- WHITE 444442918
- CREAM 444443186
- COLOUR UNION JACK 444442922
- MONO UNION JACK 444442924



## SBK 100 GLASS



### 100cm Splashback

- Toughened glass
- Polished edge
- Self adhesive tape fixing

- BLACK 444442909
- STAINLESS SHIMMER 444442913
- HOT JALAPENO 444442916
- WHITE 444442919
- CREAM 444443187



## SBK 110 GLASS



### 110cm Splashback

- Toughened glass
- Polished edge
- Self adhesive tape fixing

- BLACK 444442910
- STAINLESS SHIMMER 444442914
- HOT JALAPENO 444442917
- WHITE 444442920
- CREAM 444443188



# METAL SPLASHBACKS



# METAL SPLASHBACKS WITH RAIL



Utensils not included

## SBK60

### 60cm Splashback without rail

- STAINLESS STEEL 444449519
- BLACK 444449521

## SBK80

### 80cm Splashback without rail

- STAINLESS STEEL 444449523

## SBK100

### 100cm Splashback without rail

- STAINLESS STEEL 444449527
- BLACK 444442907

## SBK70

### 70cm Splashback without rail

- STAINLESS STEEL 444449522

## SBK90

### 90cm Splashback without rail

- STAINLESS STEEL 444449524
- BLACK 444442908

## SBK110

### 110cm Splashback without rail

- STAINLESS STEEL 444449530

## SBK60R

### 60cm Splashback with rail

- STAINLESS STEEL 444449520

## SBK100R

### 100cm Splashback with rail

- STAINLESS STEEL 444449528

## SBK90R

### 90cm Splashback with rail

- STAINLESS STEEL 444449525

## SBK110R

### 110cm Splashback with rail

- STAINLESS STEEL 444449531

---

# INTEGRATED APPLIANCES AND TABLE TOP COOKING

---

**DESIGNING YOUR IDEAL KITCHEN  
DOESN'T END WITH YOUR CHOICE  
OF BELLING COOKER.**

## MICROWAVES

**BIMW60**



### Microwave, grill & convection

- 900W microwave
- 2400W convection
- 1100W grill
- Fully touch control
- Electronic clock programmer

■ STAINLESS STEEL 444442598

**BI60COMW**



### Built in combination microwave oven with grill

- 900W microwave
- 1750W convection
- 1750W grill
- Touch control
- 13 Automatic programmes

■ STAINLESS STEEL 444443161

# COOLING AND REFRIGERATION

## BLF600



### Built-under larder

- 130 ltrs gross capacity (128 usable)
- CFC/HFC free
- A+ energy rating
- 2 shelves + 1 half depth + salad crisper

WHITE 444443361

## BFZ600



### Built-under freezer

- 96 ltrs gross capacity (87 usable)
- CFC/HFC free
- A+ energy rating
- Reversible door

WHITE 444443362

## BSTAT7030



### Built-in 70/30 combi

- 240 ltrs gross capacity (225 usable)
- CFC/HFC free
- A+ energy rating
- 3 shelves + salad crisper cover

WHITE 444443363

## BSTAT5050



### Built-in 50/50 combi

- 235 ltrs gross capacity (222 usable)
- CFC/HFC free
- A+ energy rating
- 3 shelves + salad crisper cover

WHITE 444443365

## B5050FF



### Built-in frost free 50/50 combi

- 225 ltrs gross capacity (216 usable)
- CFC/HFC free
- A+ energy rating
- 3 shelves + salad crisper

WHITE 444443366

## B7030FF



### Built-in frost free 70/30 combi

- 240 ltrs gross capacity (225 usable)
- CFC/HFC free
- A+ energy rating
- 3 shelves + salad crisper

WHITE 444443364

# WINE COOLERS



## 150WC

### 150mm wide Wine cooler

- 7 bottles capacity
- Adjustable thermostat
- 5 - 22 °C temperature range
- 6 chrome wire shelves

■ STAINLESS STEEL 444440917

■ BLACK 444443281

## 300WC

### 300mm wide Wine cooler

- 18 bottles capacity
- Adjustable thermostat
- 5 - 22 °C temperature range
- 6 wooden shelves

■ STAINLESS STEEL 444440918

■ BLACK 444443282

## 600WC

### 600mm wide Wine cooler

- 46 bottles capacity
- Adjustable thermostat
- 5 - 22 °C temperature range
- 6 wooden shelves

■ STAINLESS STEEL 444440919

■ BLACK 444443283



# DISHWASHERS

## IDW450 MK2



### 45cm integrated slimline dishwasher

- 9 place settings
- 4 temperature levels
- Delay timer
- 6 programmes

WHITE 444440455

## IDW604 MK2



### 60cm integrated dishwasher

- 12 place settings
- 4 temperature settings
- Delay timer
- Residual heat drying

WHITE 444440454

# TABLE TOP COOKING

## MK318



### Conventional oven, with fixed grill and sealed plate hob

- 2 element hob
- 1 KW grill
- 6 heat settings
- x1 large hob (1.5 KW)

WHITE 444442306

## BABY BELLING 121R



### Conventional oven, with fixed grill and sealed plate hob

- 2 element hob
- 1 KW grill

WHITE 444440335

BLACK 444440668

## BABY BELLING 321R



### Conventional oven, with fixed grill and sealed plate hob

- 2 element hob
- 1 KW grill

WHITE 444440336

BLACK 444440669

## BABY BELLING STAND



### Oven stand

BLACK 444440337

# FREESTANDING COOKERS

50CM

55CM

60CM



## PRODUCT OVERVIEW

|                    | FSE50SO  | FSE50TC  | FSE50FDO   | FSEC50DO   | FSEC50FDO  | ENFIELD E552   | FSG55TCF   | FSE60DO   |
|--------------------|--|--|--|--|--|--|--|---|
| <b>Description</b> | 50cm Electric single cavity cooker   | 50cm Electric oven with separate grill   | 50cm Electric fanned double oven   | 50cm Electric double oven with ceramic hob   | 50cm Electric fanned double oven   | 55cm Ceramic double oven   | 55cm Gas twin cavity with fanned gas oven  | 60cm Electric double oven   |
| <b>Hotplate</b>    | 4 sealed elements<br>x1 large (2 KW)<br>x2 medium (1.5 KW)<br>x1 small (1 KW)  | 4 sealed elements<br>1 large (2 KW)<br>x2 medium (1.5 KW)<br>1 small (1 KW)  | 4 sealed elements<br>x1 large (2 KW)<br>x2 medium (1.5 KW)<br>x1 small (1 KW)  | 4 ceramic elements<br>x2 large (1.8 KW)<br>x2 small (1.2 KW)   | 4 ceramic elements<br>x2 large (1.8 KW)<br>x2 small (1.2 KW)<br>Easy clean ceramic glass surface   | 4 ceramic elements<br>x2 large (1.7 KW)<br>x2 small (1.2 KW)<br>Easy clean ceramic glass surface   | 4 gas burners<br>x2 medium (2.0 KW)<br>x1 small (1.0 KW)<br>x1 large wok (4.0 KW)<br>Cast iron pan supports<br>Push button ignition (mains)<br>Flame safety device<br>Rotary control<br>Glass lid with shut-off                | 4 ceramic elements<br>x2 large (1.7 KW)<br>x2 small (1.2 KW)<br>Easy clean ceramic glass surface<br>Rotary control - 6 settings   |
| <b>Main Oven</b>   | Conventional electric oven (2 KW)<br>Easy clean enamel<br>A energy rating<br>56 actual litre capacity/<br>54 usable litre capacity<br>1 shelf (5 positions)<br>Top heat only<br>Base heat only<br>Drop down glass door | Conventional electric oven (2 KW)<br>Easy clean enamel<br>A energy rating<br>56 actual litre capacity/<br>54 usable litre capacity<br>2 shelves (5 positions)<br>Removable shelves<br>Left hand door opening | Fanned electric oven (2 KW)<br>Easy clean enamel<br>A energy rating<br>56 actual litre capacity/<br>49 usable litre capacity<br>2 shelves (5 positions)<br>Removable shelves<br>Left hand door opening | Conventional electric oven (2 KW)<br>Easy clean enamel<br>A energy rating<br>56 actual litre capacity/<br>54 usable litre capacity<br>2 shelves (5 positions)<br>Removable shelves<br>Left hand door opening | Fanned electric oven (2 KW)<br>Easy clean enamel<br>A energy rating<br>56 actual litre capacity/<br>49 usable litre capacity<br>2 shelves (5 positions)<br>Removable shelves<br>Left hand door opening | Fanned electric oven (2 KW)<br>Easy clean enamel<br>A energy rating<br>Oven light<br>69 actual litre capacity/<br>59 usable litre capacity<br>2 shelves (5 positions)<br>Removable shelves<br>Side-opener glass door<br>Defrost function | Fanned gas oven (2.5 KW)<br>Easy clean enamel<br>Oven light<br>A energy rating<br>69 actual litre capacity/<br>49 usable litre capacity<br>2 shelves (5 positions)<br>Removable shelves<br>Side-opener glass door<br>Drop down | Fanned electric oven (2 KW)<br>Easy clean enamel<br>A energy rating<br>Oven light<br>69 actual litre capacity/<br>54 usable litre capacity<br>2 shelves (5 positions)<br>Removable shelves<br>Side-opener glass door                                    |
| <b>Top Cavity</b>  | N/A  | Variable electric grill (1.5 KW)<br>26 actual/22 usable litre capacity<br>1 shelf (3 positions)<br>Drop down glass door  | Conventional electric oven (1.2 KW)<br>Fixed rate grill (1.5 KW)<br>A energy rating<br>26 actual/25 usable litre capacity<br>1 shelf (3 positions)<br>Drop down glass door                             | Conventional electric oven (1.2 KW)<br>Fixed rate electric grill (1.5 KW)<br>A energy rating<br>26 actual/25 usable litre capacity<br>1 shelf (3 positions)<br>Easy clean enamel<br>Drop down glass door     | Conventional electric oven (1.2 KW)<br>Fixed rate grill (1.5 KW)<br>A energy rating<br>26 actual/25 usable litre capacity<br>1 shelf (3 positions)<br>Drop down glass door                             | Conventional electric oven (1.3 KW)<br>Fixed rate electric grill (1.7 KW)<br>B energy rating<br>39 actual/37 usable litre capacity<br>1 shelf (2 positions)<br>Drop down glass door<br>Easy clean enamel                                 | Variable gas grill (2 KW)<br>39 actual/37 usable litre capacity<br>1 shelf (5 positions)<br>Drop down glass door<br>Easy clean enamel<br>Flame safety device   | Conventional electric oven (1.3 KW)<br>Variable 3 stage electric grill (0.6/1.7/2.7 KW)<br>A energy rating<br>39 actual litre capacity/<br>37 usable litre capacity<br>1 shelf (5 positions)<br>Oven light<br>Drop down glass door<br>Easy clean enamel |

## SPECS & DIMENSIONS

| General  |                      |                      |                      |                      |                      |                      |                      |                      |
|--|----------------------|----------------------|----------------------|----------------------|----------------------|----------------------|----------------------|----------------------|
| <b>Fuel</b>                                      | Electric             | Electric             | Electric             | Electric             | Electric             | Electric             | Gas                  | Electric             |
| <b>Timer</b>                                     | -                    | -                    | -                    | -                    | -                    | -                    | -                    | -                    |
| <b>Adjustable feet</b>                           | Yes                  | Yes                  | Yes                  | Yes                  | Yes                  | Yes                  | Yes                  | Yes                  |
| <b>Fascia cooling system</b>                     | -                    | -                    | -                    | -                    | -                    | Yes                  | Yes                  | Yes                  |
| <b>Accessories (included)</b>                    |                      |                      |                      |                      |                      |                      |                      |                      |
| <b>Grillpan Handle</b>                           | Yes                  | Yes                  | Yes                  | Yes                  | Yes                  | -                    | -                    | -                    |
| <b>Grillpan/Trivet</b>                           | Yes                  | Yes                  | Yes                  | Yes                  | Yes                  | Yes                  | Yes                  | Yes                  |
| <b>Roasting tin</b>                              | -                    | -                    | -                    | -                    | -                    | -                    | -                    | -                    |
| <b>LPG convertible</b>                           | -                    | -                    | -                    | -                    | -                    | -                    | -                    | -                    |
| <b>LPG conversion kit available (separately)</b> | -                    | -                    | -                    | -                    | -                    | -                    | -                    | -                    |
| <b>Removable Parts (for cleaning)</b>            |                      |                      |                      |                      |                      |                      |                      |                      |
| <b>Hob Burners</b>                               | -                    | -                    | -                    | -                    | -                    | -                    | Yes                  | -                    |
| <b>Pan Supports</b>                              | -                    | -                    | -                    | -                    | -                    | -                    | Yes                  | -                    |
| <b>Inner door</b>                                | -                    | -                    | -                    | -                    | -                    | Yes                  | Yes                  | Yes                  |
| <b>Shelves</b>                                   | Yes                  | Yes                  | Yes                  | Yes                  | Yes                  | Yes                  | Yes                  | Yes                  |
| <b>Shelf runners</b>                             | -                    | -                    | -                    | -                    | -                    | Yes                  | Yes                  | Yes                  |
| <b>Installation</b>                              |                      |                      |                      |                      |                      |                      |                      |                      |
| <b>Gas type</b>                                  | -                    | -                    | -                    | -                    | -                    | -                    | Nat gas              | -                    |
| <b>Gas inlet type</b>                            | -                    | -                    | -                    | -                    | -                    | -                    | 1/2" BSP female      | -                    |
| <b>Gas inlet position</b>                        | -                    | -                    | -                    | -                    | -                    | -                    | Rear right           | -                    |
| <b>Electrical connection</b>                     | Fixed wiring         | Fixed wiring         | Fixed wiring         | Fixed wiring         | Fixed wiring         | Fixed wiring         | -                    | Fixed wiring         |
| <b>Terminal block position</b>                   | Centre of rear panel | Centre of rear panel | Centre of rear panel | Centre of rear panel | Centre of rear panel | Centre of rear panel | Centre of rear panel | Centre of rear panel |
| <b>Power Supply</b>                              | 240V                 | 240V                 | 240V                 | 240V                 | 240V                 | 240V                 | 240V                 | 240V                 |
| <b>Fuse size (A)</b>                             | 32                   | 32                   | 32                   | 32                   | 32                   | 32                   | 13                   | 32                   |
| <b>Fitted 3 pin plug</b>                         | -                    | -                    | -                    | -                    | -                    | -                    | Yes                  | Yes                  |
| <b>Product Dimensions</b>                        |                      |                      |                      |                      |                      |                      |                      |                      |
| <b>Height (mm)</b>                               | 900                  | 900                  | 900                  | 900                  | 900                  | 915                  | 915                  | 915                  |
| <b>Width (mm)</b>                                | 500                  | 500                  | 500                  | 500                  | 500                  | 550                  | 550                  | 600                  |
| <b>Depth (mm)</b>                                | 600                  | 600                  | 600                  | 600                  | 600                  | 600                  | 600                  | 600                  |
| <b>Weight (kg)</b>                               | 41                   | 41                   | 41                   | 41                   | 41                   | 54                   | 54                   | 53                   |
| <b>Finishes &amp; codes</b>                      |                      |                      |                      |                      |                      |                      |                      |                      |
| <b>Stainless Steel</b>                           |                      |                      | 444442493            |                      |                      |                      | 444442711            | 444449570            |
| <b>Silver</b>                                    |                      | 444442490            | 444442710            |                      |                      | 444449200            |                      |                      |
| <b>Black</b>                                     |                      | 444442489            | 44442709             |                      | 444442486            |                      | 444442712            | 444449574            |
| <b>White</b>                                     | 444442256            | 444442488            | 444442492            | 444442483            | 444442485            | 444449199            | 444442713            | 444440776            |

# FREESTANDING COOKERS

60CM



## PRODUCT OVERVIEW

|                    | FSE60DOP   | FSE60MF  | FSE60DOI  | FSE60MFI   | FSD60DO  | FSD60DOW   | FSG60DO   | FSG60DOP  | FSG60TC  |
|--------------------|--|--|---|--|--|--|---|---|--|
| <b>Description</b> | 60cm Electric double oven with programmable timer  | 60cm Electric multifunction double oven with programmable timer & grill in both ovens  | 60cm Electric multifunction double oven with induction hotplate & grill in both ovens   | 60cm Electric multifunction double oven with induction hotplate  | 60cm Dual fuel double oven   | 60cm Dual fuel double oven   | 60cm Gas double oven  | 60cm Gas double oven with cook to off programmable timer  | 60cm Gas oven with separate grill & LED minute minder  |
| <b>Hotplate</b>    | 4 ceramic elements<br>x2 large (1.7 KW)<br>x2 small (1.2 KW)<br>Easy clean ceramic glass surface<br>Rotary control   | 4 ceramic elements<br>x1 large (1.7 KW)<br>x2 small (1.2 KW)<br>x1 large dual (0.7 - 1.7 KW)<br>Hot hob light<br>Easy clean ceramic glass surface<br>Rotary control  | 4 zone induction hob<br>x2 small (1.2 - 1.6 KW)<br>x2 medium (1.5 - 2.0 KW)<br>Easy clean ceramic glass surface<br>Rotary control<br>Keep warm function<br>Pan detection<br>Pan overheat sensor<br>Boost function<br>Griddle zone<br>Auto heat up             | 4 zone induction hob<br>x2 small (1.2 - 1.6 KW)<br>x2 medium (1.5 - 2.0 KW)<br>Digital power display<br>Easy clean ceramic glass surface<br>Rotary control<br>Pan detection<br>Pan overheat sensor<br>Boost function<br>Keep warm function   | 4 gas burners<br>x2 medium (2.0 KW)<br>x1 small (1.0 KW)<br>x1 large (3.0 KW)<br>Gloss enamel pan supports<br>Push button ignition<br>Flame safety device<br>Glass lid with auto shut off  | 4 gas burners<br>x2 medium (2.0 KW)<br>x1 small (1.0 KW)<br>x1 large wok (4.0 KW)<br>Cast iron pan supports<br>Push button ignition<br>Flame safety device<br>Glass lid with auto shut off   | 4 gas burners<br>x2 medium (2.0 KW)<br>x1 small (1.0 KW)<br>x1 large (3.0 KW)<br>Gloss enamel pan supports<br>Push button ignition<br>Flame safety device<br>Glass lid with auto shut off                               | 4 gas burners<br>x2 medium (2.0 KW)<br>x1 small (1.0 KW)<br>x1 large (3.0 KW)<br>Gloss enamel pan supports<br>Push button ignition<br>Flame safety device<br>Glass lid with auto shut off   | 4 gas burners<br>x2 medium (2.0 KW)<br>x1 small (1.0 KW)<br>x1 large (3.0 KW)<br>Gloss enamel pan supports<br>Push button ignition<br>Flame safety device  |
| <b>Main Oven</b>   | Fanned electric oven (2 KW)<br>Easy clean enamel<br>A energy rating<br>Oven light<br>69 actual litre capacity/<br>65 usable litre capacity<br>2 shelves (5 positions)<br>Removable shelves<br>Programmable timer<br>Side-opener glass door | Fanned electric oven (2 KW)<br>A energy rating<br>Oven light<br>69 actual litre capacity/<br>61 usable litre capacity<br>2 shelves (5 positions)<br>Removable shelves<br>Programmable timer<br>Side-opener glass door<br>9 oven functions<br>Defrost function<br>Intensive bake feature<br>Top heat only<br>Base heat with & without fan<br>Pizza function<br>Grill with fan | Fanned electric oven (2 KW)<br>A energy rating<br>Oven light<br>69 actual litre capacity/<br>65 usable litre capacity<br>2 shelves (5 positions)<br>Removable shelves<br>Programmable timer<br>Side-opener glass door<br>9 oven functions<br>Defrost function | Fanned electric oven (2 KW)<br>A energy rating<br>Oven light<br>69 actual litre capacity/<br>61 usable litre capacity<br>2 shelves (5 positions)<br>Removable shelves<br>Programmable timer<br>Side-opener glass door<br>9 oven functions<br>Defrost function<br>Intensive bake feature<br>Top heat only<br>Base heat with & without fan<br>Pizza function<br>Grill with fan | Fanned electric oven (2 KW)<br>Easy clean enamel<br>A energy rating<br>Oven light<br>69 actual litre capacity/<br>65 usable litre capacity<br>2 shelves (5 positions)<br>Removable shelves<br>Side-opener glass door<br>Defrost function | Fanned electric oven (2 KW)<br>Easy clean enamel<br>A energy rating<br>Oven light<br>69 actual litre capacity/<br>65 usable litre capacity<br>2 shelves (5 positions)<br>Removable shelves<br>Side-opener glass door<br>Defrost function | Conventional gas oven (2.5 KW)<br>Easy clean enamel<br>A energy rating<br>Oven light<br>69 actual litre capacity/<br>54 usable litre capacity<br>2 shelves (5 positions)<br>Removable shelves<br>Side-opener glass door | Conventional gas oven (2.5 KW)<br>Easy clean enamel<br>A energy rating<br>Oven light<br>69 actual litre capacity/<br>54 usable litre capacity<br>2 shelves (5 positions)<br>Removable shelves<br>Side-opener glass door<br>Programmable timer | Conventional gas oven (2.5 KW)<br>Easy clean enamel<br>A energy rating<br>Oven light<br>69 actual litre capacity/<br>54 usable litre capacity<br>2 shelves (5 positions)<br>Removable shelves<br>Side-opener glass door<br>LED clock & minute minder |
| <b>Top Cavity</b>  | Conventional electric oven (1.3 KW)<br>Variable 3 rate electric grill (0.6/1.7/2.7 KW)<br>A energy rating<br>39 actual/37 usable litre capacity<br>1 shelf (5 positions)<br>Oven light<br>Drop down glass door<br>Easy clean enamel        | Conventional electric oven (1.3 KW)<br>Variable 3 rate electric grill (0.6/1.7/2.7 KW)<br>A energy rating<br>39 actual litre capacity/<br>37 usable litre capacity<br>1 shelf (5 positions)<br>Oven light<br>Drop down glass door<br>Easy clean enamel   | Conventional electric oven (1.3 KW)<br>Variable 3 rate electric grill (0.6/1.7/2.7 KW)<br>A energy rating<br>39 actual litre capacity/<br>37 usable litre capacity<br>1 shelf (2 positions)<br>Oven light<br>Drop down glass door<br>Easy clean enamel        | Conventional electric oven (1.3 KW)<br>Variable 3 rate electric grill (0.6/1.7/2.7 KW)<br>A energy rating<br>39 actual litre capacity/<br>37 usable litre capacity<br>1 shelf (2 positions)<br>Oven light<br>Drop down glass door<br>Easy clean enamel   | Conventional electric oven (1.3 KW)<br>Variable 3 rate electric grill (0.6/1.7/2.7 KW)<br>A energy rating<br>39 actual litre capacity/<br>37 usable litre capacity<br>1 shelf (2 positions)<br>Drop down glass door<br>Easy clean enamel | Conventional electric oven (1.3 KW)<br>Variable electric grill (2 KW)<br>A energy rating<br>39 actual litre capacity/<br>37 usable litre capacity<br>1 shelf (2 positions)<br>Drop down glass door<br>Easy clean enamel                  | Conventional gas oven (1.8 KW)<br>Electric grill<br>A energy rating<br>39 actual litre capacity/<br>31 usable litre capacity<br>1 shelf (5 positions)<br>Drop down glass door<br>Easy clean enamel                      | Conventional gas oven (1.8 KW)<br>Electric grill<br>A energy rating<br>39 actual litre capacity/<br>31 usable litre capacity<br>1 shelf (5 positions)<br>Drop down glass door<br>Easy clean enamel  | Variable gas grill (2.4 KW)<br>A energy rating<br>39 actual litre capacity/<br>27 usable litre capacity<br>1 shelf (5 positions)<br>Side-opener glass door<br>Easy clean enamel  |

## SPECS & DIMENSIONS

| General  |                      |                      |                      |                      |                      |                      |                      |                      |                      |
|--|----------------------|----------------------|----------------------|----------------------|----------------------|----------------------|----------------------|----------------------|----------------------|
| <b>Fuel</b>                                      | Electric             | Electric             | Electric             | Electric             | Dual Fuel            | Dual Fuel            | Gas                  | Gas                  | Gas                  |
| <b>Timer</b>                                     | Yes                  | Yes                  | Yes                  | Yes                  | Yes                  | -                    | -                    | Yes                  | Yes                  |
| <b>Adjustable feet</b>                           | Yes                  | Yes                  | Yes                  | Yes                  | Yes                  | Yes                  | Yes                  | Yes                  | Yes                  |
| <b>Fascia cooling system</b>                     | Yes                  | Yes                  | Yes                  | Yes                  | Yes                  | Yes                  | Yes                  | Yes                  | Yes                  |
| Accessories (included)                           |                      |                      |                      |                      |                      |                      |                      |                      |                      |
| <b>Grillpan Handle</b>                           | -                    | -                    | -                    | -                    | -                    | -                    | -                    | -                    | -                    |
| <b>Grillpan/Trivet</b>                           | Yes                  | Yes                  | Yes                  | Yes                  | Yes                  | Yes                  | Yes                  | Yes                  | Yes                  |
| <b>Roasting tin</b>                              | -                    | -                    | -                    | -                    | -                    | -                    | -                    | -                    | -                    |
| <b>LPG convertible</b>                           | -                    | -                    | -                    | -                    | -                    | Yes                  | Yes                  | -                    | -                    |
| <b>LPG conversion kit available (separately)</b> | -                    | -                    | -                    | -                    | -                    | Yes                  | -                    | -                    | -                    |
| Removable Parts (for cleaning)                   |                      |                      |                      |                      |                      |                      |                      |                      |                      |
| <b>Hob Burners</b>                               | -                    | -                    | -                    | -                    | Yes                  | Yes                  | Yes                  | Yes                  | Yes                  |
| <b>Pan Supports</b>                              | -                    | -                    | -                    | -                    | Yes                  | Yes                  | Yes                  | Yes                  | Yes                  |
| <b>Inner door</b>                                | Yes                  | Yes                  | Yes                  | Yes                  | Yes                  | Yes                  | Yes                  | Yes                  | Yes                  |
| <b>Shelves</b>                                   | Yes                  | Yes                  | Yes                  | Yes                  | Yes                  | Yes                  | Yes                  | Yes                  | Yes                  |
| <b>Shelf runners</b>                             | Yes                  | Yes                  | Yes                  | Yes                  | Yes                  | Yes                  | Yes                  | Yes                  | Yes                  |
| Installation                                     |                      |                      |                      |                      |                      |                      |                      |                      |                      |
| <b>Gas type</b>                                  | -                    | -                    | -                    | -                    | Nat gas              | Nat gas              | Nat gas              | Nat gas              | Nat gas              |
| <b>Gas inlet type</b>                            | -                    | -                    | -                    | -                    | 1/2" BSP female      | 1/2" BSP female      | 1/2" BSP female      | 1/2" BSP female      | 1/2" BSP female      |
| <b>Gas inlet position</b>                        | -                    | -                    | -                    | -                    | Rear right           | Rear right           | Rear right           | Rear right           | Rear right           |
| <b>Electrical connection</b>                     | Fixed wiring         | Fixed wiring         | Fixed wiring         | Fixed wiring         | Fixed wiring         | Fixed wiring         | -                    | -                    | -                    |
| <b>Terminal block position</b>                   | Centre of rear panel | Centre of rear panel | Centre of rear panel | Centre of rear panel | Centre of rear panel | Centre of rear panel | Centre of rear panel | Centre of rear panel | Centre of rear panel |
| <b>Power Supply</b>                              | 240V                 | 240V                 | 240V                 | 240V                 | 240V                 | 240V                 | 240V                 | 240V                 | 240V                 |
| <b>Fuse size (A)</b>                             | 32                   | 32                   | 32                   | 32                   | 32                   | 32                   | 13                   | 13                   | 13                   |
| <b>Fitted 3 pin plug</b>                         | -                    | -                    | -                    | -                    | -                    | -                    | Yes                  | Yes                  | Yes                  |
| Product Dimensions                               |                      |                      |                      |                      |                      |                      |                      |                      |                      |
| <b>Height (mm)</b>                               | 915                  | 900-930              | 915                  | 915                  | 915                  | 915                  | 915                  | 915                  | 915                  |
| <b>Width (mm)</b>                                | 600                  | 600                  | 600                  | 600                  | 600                  | 600                  | 600                  | 600                  | 600                  |
| <b>Depth (mm)</b>                                | 600                  | 600                  | 600                  | 600                  | 600                  | 600                  | 600                  | 600                  | 600                  |
| <b>Weight (kg)</b>                               | 53                   | 52                   | 53                   | 53                   | 53                   | 53                   | 53                   | 53                   | 53                   |
| Finishes & codes                                 |                      |                      |                      |                      |                      |                      |                      |                      |                      |
| <b>Stainless Steel</b>                           | 444449572            | 444449575            | 444440916            | 444442673            |                      | 444442722            | 444449565            | 444449567            | 444449563            |
| <b>Silver</b>                                    |                      |                      |                      |                      | 444440165            |                      |                      |                      |                      |
| <b>Black</b>                                     | 444449574            | 444449576            |                      |                      |                      | 444442723            | 444449566            | 444449569            |                      |
| <b>White</b>                                     | 444449573            |                      |                      | 444442781            |                      |                      | 444440777            | 444449568            |                      |





**FSG60TCLW FSG60DOF**

|  |   |
|--|---|
| <b>60cm Gas oven with separate grill &amp; LED minute minder</b>   | <b>60cm Gas double oven with fanned gas main oven and programmable timer &amp; LED minute minder</b>  |
| 4 gas burners<br>x2 medium (2.0 KW)<br>x1 small (1.0 KW)<br>x1 large wok (4.0 KW)<br>Cast iron pan supports<br>Push button ignition<br>Flame safety device<br>Glass lid with auto shut off<br>Wok holder   | 4 gas burners<br>x2 medium (2.0 KW)<br>x1 small (1.0 KW)<br>x1 large wok (4.0 KW)<br>Cast iron pan supports<br>Push button ignition<br>Flame safety device<br>Glass lid with auto shut off  |
| Conventional gas oven (2.5 KW)<br>Easy clean enamel<br>A energy rating<br>Oven light<br>69 actual litre capacity/<br>49 usable litre capacity<br>2 shelves (5 positions)<br>Removable shelves<br>Side-opener glass door<br>LED clock & minute minder | Fanned or conventional gas oven (2.5 KW)<br>Easy clean enamel<br>A energy rating<br>Oven light<br>69 actual litre capacity/<br>49 usable litre capacity<br>2 shelves (5 positions)<br>Removable shelves<br>Side-opener glass door<br>LED clock programmer<br>Cook to off programmer |
| Variable gas grill (2.4 KW)<br>39 actual litre capacity/<br>25 usable litre capacity<br>1 shelf (5 positions)<br>Drop down glass door<br>Easy clean enamel<br>Flame safety device  | Conventional gas oven (2 KW)<br>Electric grill<br>A energy rating<br>39 actual litre capacity/<br>25 usable litre capacity<br>1 shelf (5 positions)<br>Drop down glass door<br>Easy clean enamel  |

|                      |                      |
|----------------------|----------------------|
| Gas                  | Gas                  |
| Yes                  | Yes                  |
| Yes                  | Yes                  |
| Yes                  | Yes                  |
| -                    | -                    |
| Yes                  | Yes                  |
| -                    | -                    |
| -                    | -                    |
| -                    | -                    |
| Yes                  | Yes                  |
| Yes                  | Yes                  |
| Yes                  | Yes                  |
| Yes                  | Yes                  |
| Yes                  | Yes                  |
| Nat gas              | Nat gas              |
| 1/2" BSP female      | 1/2" BSP female      |
| Rear right           | Rear right           |
| -                    | -                    |
| Centre of rear panel | Centre of rear panel |
| 240V                 | 240V                 |
| 13                   | 13                   |
| Yes                  | Yes                  |
| 915                  | 915                  |
| 600                  | 600                  |
| 600                  | 600                  |
| 53                   | 53                   |
| 444442720            | 444442714            |
|                      | 444442715            |
|                      | 444442716            |

# RANGE COOKERS

## CLASSIC



### PRODUCT OVERVIEW

|                           | 90DFT   | 90E   | 90EI  | 90GT   | 100DFT  | 100E  | 100GT   | 110DFT  | 110E  | 110GT   |
|---------------------------|---|---|---|--|---|---|---|---|---|---|
| <b>Description</b>        | 90cm Dual fuel range cooker   | 90cm Electric ceramic range cooker  | 90cm Induction electric range cooker  | 90cm Dual fuel Gas range cooker  | 100cm Dual fuel range cooker  | 100cm Electric ceramic range cooker   | 100cm Gas range cooker  | 110cm Dual fuel range cooker  | 110cm Electric ceramic range cooker   | 110cm Gas range cooker  |
| <b>Hob</b>                | 5 gas burners<br>x2 medium (2.0 KW)<br>x1 small (1.0 KW)<br>x1 wok (3.5 KW)<br>x1 large (3.0 KW)<br>Cast iron pan supports<br>Push button ignition<br>Flame safety device                                   | 5 ceramic elements (1 dual zone)<br>x2 medium (1.8 KW)<br>x1 dual (2.2 KW or 0.7 KW)<br>x2 small (1.2 KW)<br>Easy clean ceramic glass surface   | 4 zone induction hob<br>x2 small (1.4 KW)<br>x1 medium (1.4 - 2.0 KW)<br>x1 large (1.9-2.3 KW)<br>Easy clean ceramic glass surface<br>Touch control<br>Digital power display<br>Keep warm function<br>Pan detection<br>Pan overheat detection<br>Boost function | 5 gas burners<br>x2 medium (2.0 KW)<br>x1 small (1.0 KW)<br>x1 wok (3.5 KW)<br>x1 large (3.0 KW)<br>Cast iron pan supports<br>Push button ignition<br>Flame safety device                    | 7 gas burners<br>x3 medium (2.0 KW)<br>x2 small (1.0 KW)<br>x1 wok (3.5 KW)<br>x1 large (3.0 KW)<br>Cast iron pan supports<br>Push button ignition<br>Flame safety device                                   | 6 ceramic elements (1 dual zone)<br>x2 large (1.8 KW)<br>x1 dual (2.2 KW or 0.7 KW)<br>x2 small (1.2 KW)<br>x1 warming zone (0.1 KW)<br>Easy clean ceramic glass surface                                    | 7 gas burners<br>x3 medium (2.0 KW)<br>x2 small (1.0 KW)<br>x1 wok (3.5 KW)<br>x1 large (3.0 KW)<br>Cast iron pan supports<br>Push button ignition<br>Flame safety device | 7 gas burners<br>x3 medium (2.0 KW)<br>x2 small (1.0 KW)<br>x1 wok (3.5 KW)<br>x1 large (3.0 KW)<br>Cast iron pan supports<br>Push button ignition<br>Flame safety device                                   | 7 ceramic elements (1 dual zone)<br>x2 large (1.8 KW)<br>x1 dual (2.2 KW or 0.7 KW)<br>x1 medium (1.5 KW)<br>x2 small (1.2 KW)<br>x1 warming zone (0.1 KW)<br>Easy clean ceramic glass surface              | 7 gas burners<br>x3 medium (2.0 KW)<br>x2 small (1.0 KW)<br>x1 wok (3.5 KW)<br>x1 large (3.0 KW)<br>Cast iron pan supports<br>Push button ignition<br>Flame safety device |
| <b>Cavity 1</b>           | Variable rate dual circuit electric grill<br>Removable shelves  | Variable rate dual circuit electric grill<br>Removable shelves  | Variable rate dual circuit electric grill<br>Removable shelves  | Variable rate gas grill<br>Removable shelves   | Variable rate dual circuit electric grill<br>Removable shelves  | Variable rate dual circuit electric grill<br>Removable shelves  | Variable rate gas grill<br>Removable shelves  | Variable rate dual circuit electric grill<br>Removable shelves  | Variable rate dual circuit electric grill<br>Removable shelves  | Variable rate gas grill<br>Removable shelves  |
| <b>Cavity 2</b>           | Fanned electric oven<br>Programmable oven<br>Easy clean enamel<br>A energy rating<br>Oven light<br>Defrost function<br>62 actual / 52 litre usable capacity<br>2 shelves (5 positions)<br>Removable shelves | Fanned electric oven<br>Programmable oven<br>Easy clean enamel<br>A energy rating<br>Oven light<br>Defrost function<br>62 actual / 52 litre usable capacity<br>2 shelves (5 positions)<br>Removable shelves | Fanned electric oven<br>Programmable oven<br>Easy clean enamel<br>A energy rating<br>Oven light<br>Defrost function<br>62 actual / 52 litre usable capacity<br>2 shelves (5 positions)<br>Removable shelves   | Conventional gas oven<br>Programmable oven<br>Easy clean enamel<br>Oven light<br>62 actual / 42 litre usable capacity<br>2 shelves (5 positions)<br>Removable shelves                        | Conventional electric oven<br>Easy clean enamel<br>A energy rating<br>Oven light<br>62 actual / 52 litre usable capacity<br>2 shelves (5 positions)<br>Removable shelves                                    | Conventional electric oven<br>Easy clean enamel<br>A energy rating<br>Oven light<br>62 actual / 52 litre usable capacity<br>2 shelves (5 positions)<br>Removable shelves                                    | Conventional gas oven<br>Easy clean enamel<br>Oven light<br>62 actual / 42 litre usable capacity<br>2 shelves (5 positions)<br>Removable shelves                          | Conventional electric oven<br>Easy clean enamel<br>A energy rating<br>Oven light<br>69 actual / 59 litre usable capacity<br>2 shelves (5 positions)<br>Removable shelves                                    | Conventional electric oven<br>Easy clean enamel<br>A energy rating<br>Oven light<br>69 actual / 59 litre usable capacity<br>2 shelves (5 positions)<br>Removable shelves                                    | Conventional gas oven<br>Easy clean enamel<br>Oven light<br>69 actual / 48 litre usable capacity<br>2 shelves (5 positions)<br>Removable shelves                          |
| <b>Cavity 3</b>           | Tall fanned electric oven<br>Easy clean enamel<br>A energy rating<br>Oven light<br>Defrost function<br>91 actual / 76 litre usable capacity<br>3 shelves (25 positions)<br>Removable shelves                | Tall fanned electric oven<br>Easy clean enamel<br>A energy rating<br>Oven light<br>Defrost function<br>91 actual / 76 litre usable capacity<br>3 shelves (25 positions)<br>Removable shelves                | Tall fanned electric oven<br>Easy clean enamel<br>A energy rating<br>Oven light<br>Defrost function<br>91 actual / 76 litre usable capacity<br>3 shelves (25 positions)<br>Removable shelves  | Tall fanned electric oven<br>Easy clean enamel<br>A energy rating<br>Oven light<br>Defrost function<br>91 actual / 76 litre usable capacity<br>3 shelves (25 positions)<br>Removable shelves | Fanned electric oven<br>Programmable oven<br>Easy clean enamel<br>A energy rating<br>Oven light<br>Defrost function<br>62 actual / 52 litre usable capacity<br>2 shelves (5 positions)<br>Removable shelves | Fanned electric oven<br>Programmable oven<br>Easy clean enamel<br>A energy rating<br>Oven light<br>Defrost function<br>62 actual / 52 litre usable capacity<br>2 shelves (5 positions)<br>Removable shelves | Conventional gas oven<br>Easy clean enamel<br>Oven light<br>62 actual / 42 litre usable capacity<br>2 shelves (5 positions)<br>Removable shelves                          | Fanned electric oven<br>Programmable oven<br>Easy clean enamel<br>A energy rating<br>Oven light<br>Defrost function<br>69 actual / 59 litre usable capacity<br>2 shelves (5 positions)<br>Removable shelves | Fanned electric oven<br>Programmable oven<br>Easy clean enamel<br>A energy rating<br>Oven light<br>Defrost function<br>69 actual / 59 litre usable capacity<br>2 shelves (5 positions)<br>Removable shelves | Conventional gas oven<br>Easy clean enamel<br>Oven light<br>69 actual / 48 litre usable capacity<br>2 shelves (5 positions)<br>Removable shelves                          |
| <b>Cavity 4</b>           | N/A   | N/A   | N/A   | N/A  | Storage compartment   | Storage compartment   | Storage compartment   | Storage compartment   | Storage compartment   | Storage compartment   |
| <b>Timer / Programmer</b> | LED clock / programmer  | LED clock / programmer  | LED clock / programmer  | LED clock / minute minder  | LED clock / programmer  | LED clock / programmer  | Cook to off programmer  | LED clock / programmer  | LED clock / programmer  | Cook to off programmer  |

### SPECS & DIMENSIONS

|  |                 |           |           |                 |                 |           |                 |                 |           |                 |
|--|-----------------|-----------|-----------|-----------------|-----------------|-----------|-----------------|-----------------|-----------|-----------------|
| <b>Timer</b>                                     | Yes             | Yes       | Yes       | Yes             | Yes             | Yes       | Yes             | Yes             | Yes       | Yes             |
| <b>Fascia cooling system</b>                     | Yes             | Yes       | Yes       | Yes             | Yes             | Yes       | Yes             | Yes             | Yes       | Yes             |
| <b>Accessories (included)</b>                    |                 |           |           |                 |                 |           |                 |                 |           |                 |
| <b>Removable cast griddle plate</b>              | -               | -         | -         | -               | -               | -         | -               | -               | -         | -               |
| <b>Grillpan/trivet</b>                           | Yes             | Yes       | Yes       | Yes             | Yes             | Yes       | Yes             | Yes             | Yes       | Yes             |
| <b>Roasting tin</b>                              | -               | -         | -         | -               | -               | -         | -               | -               | -         | -               |
| <b>LPG convertible</b>                           | Yes             | -         | -         | -               | Yes             | -         | -               | Yes             | -         | -               |
| <b>LPG conversion kit available (separately)</b> | Yes             | -         | -         | -               | Yes             | -         | -               | Yes             | -         | -               |
| <b>Removable Parts (for cleaning)</b>            |                 |           |           |                 |                 |           |                 |                 |           |                 |
| <b>Hob burners</b>                               | Yes             | -         | -         | Yes             | Yes             | -         | Yes             | Yes             | -         | Yes             |
| <b>Pan supports</b>                              | Yes             | -         | -         | Yes             | Yes             | -         | Yes             | Yes             | -         | Yes             |
| <b>Shelves</b>                                   | Yes             | Yes       | Yes       | Yes             | Yes             | Yes       | Yes             | Yes             | Yes       | Yes             |
| <b>Shelf runners</b>                             | Yes             | Yes       | Yes       | Yes             | Yes             | Yes       | Yes             | Yes             | Yes       | Yes             |
| <b>Installation</b>                              |                 |           |           |                 |                 |           |                 |                 |           |                 |
| <b>Gas type</b>                                  | Nat gas         | -         | -         | Nat gas         | Nat gas         | -         | Nat gas         | Nat gas         | -         | Nat gas         |
| <b>Gas inlet type</b>                            | 1/2" BSP female | -         | -         | 1/2" BSP female | 1/2" BSP female | -         | 1/2" BSP female | 1/2" BSP female | -         | 1/2" BSP female |
| <b>Gas inlet position</b>                        | Rear right      | -         | -         | Rear right      | Rear right      | -         | Rear right      | Rear right      | -         | Rear right      |
| <b>Fuse size (A)</b>                             | 32              | 45        | 32        | 13              | 32              | 45        | 13              | 32              | 45        | 13              |
| <b>Fitted 3 pin plug</b>                         | -               | -         | -         | -               | -               | -         | -               | -               | -         | -               |
| <b>Product Dimensions</b>                        |                 |           |           |                 |                 |           |                 |                 |           |                 |
| <b>Height (mm)</b>                               | 900-930         | 900-930   | 900-930   | 900-930         | 900-930         | 900-930   | 900-930         | 900-930         | 900-930   | 900-930         |
| <b>Width (mm)</b>                                | 896             | 896       | 896       | 896             | 996             | 996       | 996             | 1096            | 1096      | 1096            |
| <b>Depth (mm)</b>                                | 600             | 600       | 600       | 600             | 600             | 600       | 600             | 600             | 600       | 600             |
| <b>Weight (kg)</b>                               | 85              | 88        | 85        | 78              | 98              | 109       | 95              | 98              | 116       | 101             |
| <b>Finishes &amp; codes</b>                      |                 |           |           |                 |                 |           |                 |                 |           |                 |
| <b>Black</b>                                     | 444440378       | 444440383 | 444441895 | 444443485       | 444440388       | 444440390 | 444440392       | 444440394       | 444440397 | 444440400       |
| <b>Cream</b>                                     | 444440380       | 444440385 | 444441897 | 444443486       | 444440921       | 444440923 | 444440925       | 444440396       | 444440399 | 444440402       |
| <b>Silver</b>                                    | 444440379       | 444440384 | 444441896 | 444443487       | 444440389       | 444440391 | 444440393       | 444440395       | 444440398 | 444440401       |
| <b>Wild Berry</b>                                | 444441397       | 444441361 | 444441899 |                 | 444441409       | 444441373 | 444441433       | 444441421       | 444441385 | 444441445       |
| <b>Hot Jalapeno</b>                              | 444441398       | 444441362 | 444441900 |                 | 444441410       | 444441374 | 444441434       | 444441422       | 444441386 | 444441446       |
| <b>Icy Brook</b>                                 | 444441399       | 444441363 | 444441901 |                 | 444441411       | 444441375 | 444441435       | 444441423       | 444441387 | 444441447       |
| <b>Days Break</b>                                | 444441400       | 444441364 | 444441902 |                 | 444441412       | 444441376 | 444441436       | 444441424       | 444441388 | 444441448       |
| <b>Midnight Gaze</b>                             | 444441402       | 444441366 | 444441904 |                 | 444441414       | 444441378 | 444441438       | 444441426       | 444441390 | 444441450       |
| <b>Floral Burst</b>                              | 444441404       | 444441368 | 444441906 |                 | 444441416       | 444441380 | 444441440       | 444441428       | 444441392 | 444441452       |

# RANGE COOKERS

DB4



## PRODUCT OVERVIEW

|                           | 90DFT   | 90E   | 90GT   | 90EI  | 100DF   | 100E  | 100EI   | 100G  | 110G  | 110E  |
|---------------------------|---|---|--|---|---|---|---|---|---|---|
| <b>Description</b>        | <b>90cm Dual fuel range cooker</b>  | <b>90cm Electric ceramic range cooker</b>   | <b>90cm Dual fuel Gas range cooker</b>   | <b>90cm Electric induction range cooker</b>   | <b>100cm Dual fuel range cooker</b>   | <b>100cm Electric ceramic range cooker</b>  | <b>100cm Induction range cooker</b>   | <b>100cm Gas range cooker</b>   | <b>110cm Gas range cooker</b>   | <b>110cm Electric range cooker</b>  |
| <b>Hob</b>                | 5 gas burners<br>x2 medium (2.0 KW)<br>x1 small (1.0 KW)<br>x1 wok (3.5 KW)<br>x1 large (3.0 KW)<br>Cast iron pan supports<br>Push button ignition<br>Flame safety device                                   | 5 ceramic elements (1 dual zone)<br>x2 medium (1.8 KW)<br>x1 dual (2.2 KW or 0.7 KW )<br>x2 small (1.2 KW)<br>Easy clean ceramic glass surface  | 5 gas burners<br>x2 medium (2.0 KW)<br>x1 small (1.0 KW)<br>x1 wok (3.5 KW)<br>x1 large (3.0 KW)<br>Cast iron pan supports<br>Push button ignition<br>Flame safety device                    | 4 zone induction hob<br>x2 small (1.4 KW)<br>x1 medium (1.4-2.0 KW)<br>x1 large (1.9-2.3 KW)<br>Easy clean ceramic surface<br>Touch control<br>Digital power display<br>Keep warm function<br>Pan detection<br>Pan overheat detection<br>Boost function | 7 gas burners<br>Wok burner (3.5 KW)<br>x1 large (3.0 KW)<br>x3 medium (2.0 KW)<br>x2 small (1.0 KW)<br>Push button ignition<br>Flame safety device<br>Cast iron pan supports                               | 6 ceramic elements<br>x2 large (1.8 KW)<br>x2 small (1.2 KW)<br>x1 dual (0.7-2.2KW)<br>Warming zone<br>Easy clean ceramic glass surface   | 5 zone induction hob<br>x1 large (21-3.7 KW)<br>x3 medium (1.8-3 KW)<br>x1 small (1.45-2.2 KW)<br>Warming zone<br>Easy clean ceramic glass surface  | 7 gas burners<br>Wok burner (3.5 KW)<br>x1 large (3.0 KW)<br>x3 medium (2.0 KW)<br>x2 small (1.0 KW)<br>Push button ignition<br>Flame safety device<br>Cast iron pan supports | 7 gas burners<br>Wok burner (3.5 KW)<br>x1 large (3.0 KW)<br>x3 medium (2.0 KW)<br>x2 small (1.0 KW)<br>Push button ignition<br>Flame safety device<br>Cast iron pan supports | 7 ceramic elements<br>x2 large (1.8 KW)<br>x1 medium (1.5 KW)<br>x2 small (1.2 KW)<br>x1 dual (0.7-2.2 KW)<br>Warming zone<br>Easy clean ceramic glass surface                          |
| <b>Cavity 1</b>           | Variable rate dual circuit electric grill<br>Removable shelves  | Variable rate dual circuit electric grill<br>Removable shelves  | Variable gas grill<br>Removable shelves  | Variable rate dual circuit electric grill<br>Removable shelves  | Variable rate dual circuit electric grill<br>Removable shelves  | Variable rate dual circuit electric grill<br>Removable shelves  | Variable rate dual circuit electric grill<br>Removable shelves  | Variable gas grill<br>Removable shelves   | Variable gas grill<br>Removable shelves   | Variable rate dual circuit electric grill<br>Removable shelves  |
| <b>Cavity 2</b>           | Fanned electric oven<br>Programmable oven<br>Easy clean enamel<br>A energy rating<br>Oven light<br>Defrost function<br>62 actual / 52 litre usable capacity<br>2 shelves (5 positions)<br>Removable shelves | Fanned electric oven<br>Programmable oven<br>Easy clean enamel<br>A energy rating<br>Oven light<br>Defrost function<br>62 actual / 52 litre usable capacity<br>2 shelves (5 positions)<br>Removable shelves | Conventional gas oven<br>Programmable oven<br>62 actual / 42 litre usable capacity<br>Easy clean enamel<br>Oven light<br>2 shelves (5 positions)<br>Removable shelves                        | Fanned electric oven<br>Programmable oven<br>Easy clean enamel<br>A energy rating<br>Oven light<br>Defrost function<br>62 actual / 52 litre usable capacity<br>2 shelves (5 positions)<br>Removable shelves   | Conventional electric oven<br>62 actual / 52 litre usable capacity<br>A energy rating<br>Easy clean enamel<br>Oven light<br>2 shelves (5 positions)<br>Removable shelves                                    | Conventional electric oven<br>62 actual / 52 litre usable capacity<br>A energy rating<br>Easy clean enamel<br>Oven light<br>2 shelves (5 positions)<br>Removable shelves                                    | Conventional electric oven<br>62 actual / 52 litre usable capacity<br>A energy rating<br>Easy clean enamel<br>Oven light<br>2 shelves (5 positions)<br>Removable shelves                                    | Conventional gas oven<br>Programmable oven<br>62 actual / 42 litre usable capacity<br>Easy clean enamel<br>Oven light<br>2 shelves (5 positions)<br>Removable shelves         | Conventional gas oven<br>Programmable oven<br>69 actual / 48 litre usable capacity<br>Easy clean enamel<br>Oven light<br>2 shelves (5 positions)<br>Removable shelves         | Conventional electric oven<br>69 actual / 59 litre usable capacity<br>A energy rating<br>Easy clean enamel<br>Oven light<br>2 shelves (5 positions)<br>Removable shelves                |
| <b>Cavity 3</b>           | Tall fanned electric oven<br>Easy clean enamel<br>A energy rating<br>Oven light<br>Defrost function<br>91 actual / 76 litre usable capacity<br>3 shelves (25 positions)<br>Removable shelves                | Tall fanned electric oven<br>Easy clean enamel<br>A energy rating<br>Oven light<br>Defrost function<br>91 actual / 76 litre usable capacity<br>3 shelves (25 positions)<br>Removable shelves                | Tall fanned electric oven<br>Easy clean enamel<br>A energy rating<br>Oven light<br>Defrost function<br>91 actual / 76 litre usable capacity<br>3 shelves (25 positions)<br>Removable shelves | Tall fanned electric oven<br>Easy clean enamel<br>A energy rating<br>Oven light<br>Defrost function<br>91 actual / 76 litre usable capacity<br>3 shelves (25 positions)<br>Removable shelves  | Fanned electric oven<br>62 actual / 52 litre usable capacity<br>A energy rating<br>Easy clean enamel<br>Oven light<br>Defrost function<br>2 shelves (5 positions)<br>Removable shelves<br>Programmable oven | Fanned electric oven<br>62 actual / 52 litre usable capacity<br>A energy rating<br>Easy clean enamel<br>Oven light<br>Defrost function<br>2 shelves (5 positions)<br>Removable shelves<br>Programmable oven | Fanned electric oven<br>62 actual / 52 litre usable capacity<br>A energy rating<br>Easy clean enamel<br>Oven light<br>Defrost function<br>2 shelves (5 positions)<br>Removable shelves<br>Programmable oven | Conventional gas oven<br>62 actual / 42 litre usable capacity<br>Easy clean enamel<br>Oven light<br>2 shelves (5 positions)<br>Removable shelves                              | Conventional gas oven<br>69 actual / 48 litre usable capacity<br>Easy clean enamel<br>Oven light<br>2 shelves (5 positions)<br>Removable shelves                              | Fanned electric oven<br>69 actual / 58 litre usable capacity<br>A energy rating<br>Easy clean enamel<br>Oven light<br>2 shelves (5 positions)<br>Removable shelves<br>Programmable oven |
| <b>Cavity 4</b>           | N/A   | N/A   | N/A  | N/A   | Storage   | Storage   | Storage   | Storage   | Storage   | Storage   |
| <b>Timer / Programmer</b> | LED clock / programmer  | LED clock / programmer  | LED clock / minute minder  | LED clock / programmer  | LED clock / programmer  | LED clock / programmer  | LED clock / programmer  | LED clock / cook to off programmer  | LED clock / cook to off programmer  | LED clock / programmer  |

## SPECS & DIMENSIONS

|  |                 |           |                 |           |                 |           |           |                 |                 |           |
|--|-----------------|-----------|-----------------|-----------|-----------------|-----------|-----------|-----------------|-----------------|-----------|
| <b>Timer</b>                                     | Yes             | Yes       | Yes             | Yes       | Yes             | Yes       | Yes       | Yes             | Yes             | Yes       |
| <b>Fascia cooling system</b>                     | Yes             | Yes       | Yes             | Yes       | Yes             | Yes       | Yes       | Yes             | Yes             | Yes       |
| <b>Accessories (included)</b>                    |                 |           |                 |           |                 |           |           |                 |                 |           |
| <b>Removable cast griddle plate</b>              | -               | -         | -               | -         | -               | -         | -         | -               | -               | -         |
| <b>Grillpan/trivet</b>                           | Yes             | Yes       | Yes             | Yes       | Yes             | Yes       | Yes       | Yes             | Yes             | Yes       |
| <b>Roasting tin</b>                              | -               | -         | -               | -         | -               | -         | -         | -               | -               | -         |
| <b>LPG convertible</b>                           | Yes             | -         | -               | -         | Yes             | -         | -         | -               | -               | -         |
| <b>LPG conversion kit available (separately)</b> | Yes             | -         | -               | -         | Yes             | -         | -         | -               | -               | -         |
| <b>Removable Parts (for cleaning)</b>            |                 |           |                 |           |                 |           |           |                 |                 |           |
| <b>Hob burners</b>                               | Yes             | -         | Yes             | -         | Yes             | -         | -         | Yes             | Yes             | -         |
| <b>Pan supports</b>                              | Yes             | -         | Yes             | -         | Yes             | -         | -         | Yes             | Yes             | -         |
| <b>Shelves</b>                                   | Yes             | Yes       | Yes             | Yes       | Yes             | Yes       | Yes       | Yes             | Yes             | Yes       |
| <b>Shelf runners</b>                             | Yes             | Yes       | Yes             | Yes       | Yes             | Yes       | Yes       | -               | -               | Yes       |
| <b>Installation</b>                              |                 |           |                 |           |                 |           |           |                 |                 |           |
| <b>Gas type</b>                                  | Nat gas         | -         | Nat gas         | -         | Nat gas         | -         | -         | Nat gas         | Nat gas         | -         |
| <b>Gas inlet type</b>                            | 1/2" BSP female | -         | 1/2" BSP female | -         | 1/2" BSP female | -         | -         | 1/2" BSP female | 1/2" BSP female | -         |
| <b>Gas inlet position</b>                        | Rear right      | -         | Rear Right      | -         | Rear Right      | -         | -         | Rear right      | Rear Right      | -         |
| <b>Fuse size (A)</b>                             | 32              | 45        | 13              | 32        | 32              | 45        | 32        | 13              | 13              | 45        |
| <b>Fitted 3 pin plug</b>                         | -               | -         | -               | -         | -               | -         | -         | Yes             | Yes             | -         |
| <b>Dimensions (product)</b>                      |                 |           |                 |           |                 |           |           |                 |                 |           |
| <b>Height (mm)</b>                               | 900-930         | 900-930   | 900-930         | 900-930   | 900-930         | 900-930   | 900       | 900-930         | 900             | 900       |
| <b>Width (mm)</b>                                | 896             | 896       | 896             | 896       | 996             | 996       | 996       | 996             | 1096            | 1096      |
| <b>Depth (mm)</b>                                | 600             | 600       | 600             | 600       | 600             | 600       | 595       | 595             | 595             | 595       |
| <b>Weight (kg)</b>                               | 87              | 87        | 78              | 77        | 82              | 82        | 85        | 81              | 87              | 87        |
| <b>Finishes &amp; codes</b>                      |                 |           |                 |           |                 |           |           |                 |                 |           |
| <b>Stainless Steel</b>                           | 444440181       | 444449417 | 444443489       | 444441673 | 444443016       | 444443024 | 444443028 | 444443020       | 444443036       | 444443040 |
| <b>Black</b>                                     | 444440180       | 444449418 | 444443490       | 444441672 | 444443015       | 444443023 | 444443027 | 444443019       | 444443035       | 444443039 |
| <b>White</b>                                     | 444440147       | 444441048 | 444443488       | 444441894 | 444443017       | 444443025 | 444443029 | 444443021       | 444443037       | 444443041 |

This appliance has side opening doors, we recommend a side clearance of 60mm either side of the cooker to allow the oven door to fully open. See product manual for full installation details.

# RANGE COOKERS

DB4

DB4 PROFESSIONAL



## PRODUCT OVERVIEW

|                           | 110DF   | 110EI   | 90DFT   | 90E  | 90EI  | 90GT   | 100DF   | 100E  | 100EI   | 100G   | 110G   |
|---------------------------|---|---|---|--|---|--|---|---|---|--|--|
| <b>Description</b>        | 110cm Dual fuel range cooker  | 110cm Induction range cooker  | 90cm Dual fuel range cooker   | 90cm Electric ceramic range cooker   | 90cm Electric induction range cooker  | 90cm Dual fuel Gas range cooker  | 100cm Dual fuel Range Cooker  | 100cm Electric range cooker   | 100cm Induction range cooker  | 100cm Gas range cooker   | 110cm Gas range cooker   |
| <b>Hob</b>                | 7 gas burners<br>Wok burner (3.5 KW)<br>x1 large (3.0 KW)<br>x3 medium (2.0 KW)<br>x2 small (1.0 KW)<br>Push button ignition<br>Flame safety device<br>Cast iron pan supports                               | 5 zone Induction hob<br>x1 large (21 - 3.7 KW)<br>x3 medium (1.8 - 3 KW)<br>x1 small (1.45 - 2.2 KW)<br>Warming zone<br>Easy clean ceramic glass surface<br>Push button ignition<br>Flame safety device     | 5 gas burners<br>x2 medium (2.0 KW)<br>x1 small (1.0 KW)<br>x1 wok (3.5 KW)<br>x1 large (3.0 KW)<br>Cast iron pan supports<br>Push button ignition<br>Flame safety device                                   | 5 ceramic elements (1 dual zone)<br>x2 medium (1.8 KW)<br>x1 dual (2.2 KW or 0.7KW )<br>x2 small (1.2 KW)<br>Easy clean ceramic glass surface<br>Touch control<br>Digital power display<br>Keep warm function<br>Pan detection<br>Pan overheat detection<br>Child lock<br>Boost function | 4 zone induction hob<br>x2 small (1.4 KW)<br>x1 medium (1.4 - 2.0 KW)<br>x1 large (1.9 - 2.3 KW)<br>Easy clean ceramic surface<br>Touch control<br>Digital power display<br>Keep warm function<br>Pan detection<br>Pan overheat detection<br>Child lock<br>Boost function | 5 gas burners<br>x2 medium (2.0 KW)<br>x1 small (1.0 KW)<br>x1 wok (3.5 KW)<br>x1 large (3.0 KW)<br>Cast iron pan supports<br>Push button ignition<br>Flame safety device                    | 7 gas burners<br>x1 wok burner (3.5 KW)<br>x1 large (3.0 KW)<br>x3 medium (2.0 KW)<br>x2 small (1.0 KW)<br>Push button ignition<br>Flame safety device<br>Cast iron pan supports                            | 6 ceramic elements<br>x2 large (1.8 KW)<br>x2 small (1.2 KW)<br>x1 dual (0.7 - 2.2 KW)<br>Warming zone<br>Easy clean ceramic glass surface  | 5 zone induction hob<br>x1 large (21 - 3.7 KW)<br>x3 medium (1.8 - 3 KW)<br>x1 small (1.45 - 2.2 KW)<br>Warming zone<br>Easy clean ceramic glass surface  | 7 gas burners<br>x1 wok burner (3.5 KW)<br>x1 large (3.0 KW)<br>x3 medium (2.0 KW)<br>x2 small (1.0 KW)<br>Push button ignition<br>Flame safety device<br>Cast iron pan supports | 7 gas burners<br>x1 wok burner (3.5 KW)<br>x1 large (3.0 KW)<br>x3 medium (2.0 KW)<br>x2 small (1.0 KW)<br>Push button ignition<br>Flame safety device<br>Cast iron pan supports |
| <b>Cavity 1</b>           | Variable rate dual circuit electric grill<br>Removable shelves  | Variable rate dual circuit electric grill<br>Removable shelves  | Variable rate dual circuit electric grill<br>28 litre capacity<br>Removable shelves   | Variable rate dual circuit electric grill<br>28 litre capacity<br>Removable shelves  | Variable rate dual circuit electric grill<br>28 litre capacity<br>Removable shelves   | Variable rate gas grill<br>Removable shelves   | Variable rate dual circuit electric grill<br>35 litre capacity<br>Removable shelves   | Variable rate dual circuit electric grill<br>35 litre capacity<br>Removable shelves   | Variable rate dual circuit electric grill<br>35 litre capacity<br>Removable shelves   | Variable gas grill<br>35 litre capacity<br>Removable shelves   | Variable gas grill<br>39 litre capacity<br>Removable shelves   |
| <b>Cavity 2</b>           | Conventional electric oven<br>69 actual / 59 litre usable capacity<br>A energy rating<br>Easy clean enamel<br>Oven light<br>Defrost function<br>2 shelves (5 positions)<br>Removable shelves                | Conventional electric oven<br>69 actual / 59 litre usable capacity<br>A energy rating<br>Easy clean enamel<br>Oven light<br>2 shelves (5 positions)<br>Removable shelves                                    | Fanned electric oven<br>Programmable oven<br>Easy clean enamel<br>A energy rating<br>Oven light<br>Defrost function<br>62 actual / 52 litre usable capacity<br>2 shelves (5 positions)<br>Removable shelves | Fanned electric oven<br>Programmable oven<br>Easy clean enamel<br>A energy rating<br>Oven light<br>Defrost function<br>62 actual / 52 litre usable capacity<br>2 shelves (5 positions)<br>Removable shelves  | Fanned electric oven<br>Programmable oven<br>Easy clean enamel<br>A energy rating<br>Oven light<br>Defrost function<br>62 actual / 52 litre usable capacity<br>2 shelves (5 positions)<br>Removable shelves   | Conventional gas oven<br>Programmable oven<br>Easy clean enamel<br>Oven light<br>62 actual / 42 litre usable capacity<br>2 shelves (5 positions)<br>Removable shelves                        | Conventional electric oven<br>62 actual / 52 litre usable capacity<br>A energy rating<br>Easy clean enamel<br>Oven light<br>Defrost function<br>2 shelves (5 positions)<br>Removable shelves                | Conventional electric oven<br>62 actual / 52 litre usable capacity<br>A energy rating<br>Easy clean enamel<br>Oven light<br>2 Shelves (5 positions)<br>Removable shelves                                    | Conventional electric oven<br>62 actual / 52 litre usable capacity<br>A energy rating<br>Easy clean enamel<br>Oven light<br>2 shelves (5 positions)<br>Removable shelves                                    | Conventional gas oven<br>Programmable oven<br>62 actual / 52 litre usable capacity<br>Easy clean enamel<br>Oven light<br>2 shelves (5 positions)<br>Removable shelves            | Conventional gas oven<br>69 actual / 48 litre usable capacity<br>Easy clean enamel<br>Oven light<br>2 shelves (5 positions)<br>Removable shelves                                 |
| <b>Cavity 3</b>           | Fanned electric oven<br>69 actual / 59 litre usable capacity<br>A energy rating<br>Easy clean enamel<br>Oven light<br>Defrost function<br>2 shelves (5 positions)<br>Removable shelves<br>Programmable oven | Fanned electric oven<br>69 actual / 59 litre usable capacity<br>A energy rating<br>Easy clean enamel<br>Oven light<br>Defrost function<br>2 shelves (5 positions)<br>Removable shelves<br>Programmable oven | Tall fanned electric oven<br>Easy clean enamel<br>A energy rating<br>Oven light<br>Defrost function<br>91 actual / 76 litre usable capacity<br>3 shelves (25 positions)<br>Removable shelves                | Tall fanned electric oven<br>Easy clean enamel<br>A energy rating<br>Oven light<br>Defrost function<br>91 actual / 76 litre usable capacity<br>3 shelves (25 positions)<br>Removable shelves   | Tall fanned electric oven<br>Easy clean enamel<br>A energy rating<br>Oven light<br>Defrost function<br>91 actual / 76 litre usable capacity<br>3 shelves (25 positions)<br>Removable shelves  | Tall fanned electric oven<br>Easy clean enamel<br>A energy rating<br>Oven light<br>Defrost function<br>91 actual / 76 litre usable capacity<br>3 shelves (25 positions)<br>Removable shelves | Fanned electric oven<br>62 actual / 52 litre usable capacity<br>A energy rating<br>Easy clean enamel<br>Oven light<br>Defrost function<br>2 shelves (5 positions)<br>Removable shelves<br>Programmable oven | Fanned electric oven<br>62 actual / 52 litre usable capacity<br>A energy rating<br>Easy clean enamel<br>Oven light<br>Defrost function<br>2 shelves (5 positions)<br>Removable shelves<br>Programmable oven | Fanned electric oven<br>62 actual / 52 litre usable capacity<br>A energy rating<br>Easy clean enamel<br>Oven light<br>Defrost function<br>2 shelves (5 positions)<br>Removable shelves<br>Programmable oven | Conventional gas oven<br>62 actual / 52 litre usable capacity<br>Easy clean enamel<br>Oven light<br>2 shelves (5 positions)<br>Removable shelves                                 | Conventional gas oven<br>69 actual / 48 litre usable capacity<br>Easy clean enamel<br>Oven light<br>2 shelves (5 positions)<br>Removable shelves                                 |
| <b>Cavity 4</b>           | Storage   | Storage   | N/A   | N/A  | N/A   | N/A  | Storage   | Storage   | Storage   | Storage  | Storage  |
| <b>Timer / Programmer</b> | LED clock / programmer  | LED clock / programmer  | LED clock / programmer  | LED clock / programmer   | LED clock / programmer  | LED clock / minute minder  | LED clock / programmer  | LED clock / programmer  | LED clock / programmer  | LED clock / cook to off programmer   | LED clock / cook to off programmer   |

## SPECS & DIMENSIONS

|  |                 |           |                 |           |           |                 |                 |           |           |                 |                 |
|--|-----------------|-----------|-----------------|-----------|-----------|-----------------|-----------------|-----------|-----------|-----------------|-----------------|
| <b>Timer</b>                                     | Yes             | Yes       | Yes             | Yes       | Yes       | Yes             | Yes             | Yes       | Yes       | Yes             | Yes             |
| <b>Fascia cooling system</b>                     | Yes             | Yes       | -               | -         | -         | Yes             | Yes             | Yes       | Yes       | Yes             | Yes             |
| <b>Accessories (included)</b>                    |                 |           |                 |           |           |                 |                 |           |           |                 |                 |
| <b>Grillpan/trivet</b>                           | Yes             | Yes       | Yes             | Yes       | Yes       | Yes             | Yes             | Yes       | Yes       | Yes             | Yes             |
| <b>Roasting tin</b>                              | -               | -         | -               | -         | -         | -               | -               | -         | -         | -               | -               |
| <b>LPG convertible</b>                           | Yes             | -         | -               | -         | -         | -               | Yes             | -         | -         | -               | -               |
| <b>LPG conversion kit available (separately)</b> | Yes             | -         | -               | -         | -         | -               | Yes             | -         | -         | -               | -               |
| <b>Removable Parts (for cleaning)</b>            |                 |           |                 |           |           |                 |                 |           |           |                 |                 |
| <b>Hob burners</b>                               | Yes             | -         | Yes             | -         | -         | Yes             | Yes             | -         | -         | Yes             | Yes             |
| <b>Pan supports</b>                              | Yes             | -         | Yes             | -         | -         | Yes             | Yes             | -         | -         | Yes             | Yes             |
| <b>Shelves</b>                                   | Yes             | Yes       | Yes             | Yes       | Yes       | Yes             | Yes             | Yes       | Yes       | Yes             | Yes             |
| <b>Shelf runners</b>                             | Yes             | Yes       | Yes             | Yes       | Yes       | Yes             | Yes             | Yes       | Yes       | -               | -               |
| <b>Installation</b>                              |                 |           |                 |           |           |                 |                 |           |           |                 |                 |
| <b>Gas type</b>                                  | Nat gas         | -         | Nat gas         | -         | -         | Nat gas         | Nat gas         | -         | -         | Nat gas         | Nat gas         |
| <b>Gas inlet type</b>                            | 1/2" BSP female | -         | 1/2" BSP female | -         | -         | 1/2" BSP female | 1/2" BSP female | -         | -         | 1/2" BSP female | 1/2" BSP female |
| <b>Gas inlet position</b>                        | Rear right      | -         | Rear right      | -         | -         | Rear right      | Rear right      | -         | -         | Rear right      | Rear right      |
| <b>Fuse size (A)</b>                             | 32              | 32        | 32              | 45        | 32        | 13              | 32              | 45        | 32        | 13              | 13              |
| <b>Fitted 3 pin plug</b>                         | -               | -         | -               | -         | -         | -               | -               | -         | -         | Yes             | Yes             |
| <b>Dimensions (product)</b>                      |                 |           |                 |           |           |                 |                 |           |           |                 |                 |
| <b>Height (mm)</b>                               | 900             | 900       | 900-930         | 900-930   | 900-930   | 900-930         | 900-930         | 900-930   | 900-930   | 900-930         | 900-930         |
| <b>Width (mm)</b>                                | 1096            | 1096      | 896             | 896       | 896       | 896             | 996             | 996       | 996       | 996             | 1096            |
| <b>Depth (mm)</b>                                | 595             | 595       | 600             | 600       | 600       | 600             | 595             | 600       | 595       | 595             | 595             |
| <b>Weight (kg)</b>                               | 87              | 87        | 95              | 95        | 95        | 78              | 81.4            | 81        | 85        | 81              | 87              |
| <b>Finishes &amp; codes</b>                      |                 |           |                 |           |           |                 |                 |           |           |                 |                 |
| <b>Stainless Steel</b>                           | 444443031       | 444443043 | 444440535       | 444440534 | 444441674 | 444443491       | 444443018       | 444443026 | 444443030 | 444443022       | 444443038       |
| <b>Black</b>                                     | 444443033       | 444443045 |                 |           |           |                 |                 |           |           |                 |                 |
| <b>White</b>                                     | 444443032       | 444443044 |                 |           |           |                 |                 |           |           |                 |                 |

# RANGE COOKERS

## DB4 PROFESSIONAL DB4 DELUXE COUNTRY CLASSIC



### PRODUCT OVERVIEW

|                           | 110E  | 110DF   | 90DF DELUXE   | 100DFT   | 100E  | 100GT  |
|---------------------------|---|---|---|--|---|--|
| <b>Description</b>        | <b>110cm Electric range cooker</b>  | <b>110cm Dual fuel range cooker</b>   | <b>90cm Dual fuel range cooker</b>  | <b>100cm Dual fuel range cooker</b>  | <b>100cm Electric ceramic range cooker</b>  | <b>100cm Gas range cooker</b>  |
| <b>Hob</b>                | 7 ceramic elements<br>x2 large (1.8 KW)<br>x1 medium (1.5 KW)<br>x2 small (1.2 KW)<br>x1 dual (0.7 - 2.2 KW)<br>Warming zone<br>Easy clean ceramic glass surface  | 7 gas burners<br>x1 wok burner (3.5 KW)<br>x1 large (3.0 KW)<br>x3 medium (2.0 KW)<br>x2 small (1.0 KW)<br>Push button ignition<br>Flame safety device<br>Cast iron pan supports                            | 5 gas burners<br>x2 medium (2.0 KW)<br>x1 small (1.0 KW)<br>x1 wok (3.5 KW)<br>x1 large (3.0 KW)<br>Cast iron pan supports<br>Push button ignition<br>Flame safety device                   | 8 gas burners<br>x4 Medium (2.0 KW)<br>x2 small (1.0 KW)<br>x2 large (3.0 KW)<br>Cast iron pan supports<br>Push button ignition<br>Flame safety device                   | 6 ceramic elements (1 dual zone)<br>x2 medium (1.8 KW)<br>x1 dual (2.2 KW or 0.7 KW)<br>x2 small (1.2 KW)<br>x1 warming zone (0.1 KW)<br>Easy clean ceramic glass surface | 8 gas burners<br>x4 medium (2.0 KW)<br>x2 small (1.0 KW)<br>x2 large (3.0 KW)<br>Cast iron pan supports<br>Push button ignition<br>Flame safety device |
| <b>Cavity 1</b>           | Variable rate dual circuit electric grill<br>39 litre capacity<br>Removable shelves   | Variable rate dual circuit electric grill<br>39 litre capacity<br>Removable shelves   | Variable rate dual circuit electric grill<br>35 actual / 28 litre usable capacity<br>1 shelves (3 positions)<br>Easy clean enamel<br>A energy rating  | Variable rate electric grill<br>28 litre capacity<br>Removable shelves   | Variable rate electric grill<br>28 litre capacity<br>Removable shelves  | Variable rate gas grill<br>24 litre capacity<br>Removable shelves  |
| <b>Cavity 2</b>           | Conventional electric oven<br>69 actual / 59 litre usable capacity<br>A energy rating<br>Easy clean enamel<br>Oven light<br>2 shelves (5 positions)<br>Removable shelves                                    | Conventional electric oven<br>69 actual / 59 litre usable capacity<br>A energy rating<br>Easy clean enamel<br>Oven light<br>Defrost function<br>2 shelves (5 positions)<br>Removable shelves                | Multifunction electric oven<br>62 actual / 54 litre usable capacity<br>A energy rating<br>Easy clean enamel<br>Oven light<br>Defrost function<br>2 shelves (5 positions)                    | Conventional electric oven<br>Easy clean enamel<br>A energy rating<br>Oven light<br>62 actual / 52 litre usable capacity<br>2 shelves (5 positions)<br>Removable shelves | Conventional electric oven<br>Easy clean enamel<br>A energy rating<br>62 actual / 52 litre usable capacity<br>2 shelves (5 positions)<br>Removable shelves                | Conventional gas oven<br>Easy clean enamel<br>62 actual / 42 litre usable capacity<br>2 shelves (5 positions)<br>Removable shelves                     |
| <b>Cavity 3</b>           | Fanned electric oven<br>69 actual / 58 litre usable capacity<br>A energy rating<br>Easy clean enamel<br>Oven light<br>Defrost function<br>2 shelves (5 positions)<br>Removable shelves<br>Programmable oven | Fanned electric oven<br>69 actual / 59 litre usable capacity<br>A energy rating<br>Easy clean enamel<br>Oven light<br>Defrost function<br>2 shelves (5 positions)<br>Removable shelves<br>Programmable oven | Tall fanned electric oven<br>91 actual / 86 litre usable capacity<br>A energy rating<br>Easy clean enamel<br>Oven light<br>Defrost function<br>3 shelves (5 positions)<br>Programmable oven | Fanned electric oven<br>Easy clean enamel<br>A energy rating<br>Defrost function<br>62 actual / 52 litre usable capacity<br>2 shelves (5 positions)<br>Removable shelves | Fanned electric oven<br>Easy clean enamel<br>A energy rating<br>Defrost function<br>62 actual / 52 litre usable capacity<br>2 shelves (5 positions)<br>Removable shelves  | Conventional gas oven<br>Easy clean enamel<br>A energy rating<br>62 actual / 42 litre usable capacity<br>2 shelves (5 positions)<br>Removable shelves  |
| <b>Cavity 4</b>           | Storage   | Storage   | N/A   | Storage  | Storage   | Storage  |
| <b>Timer / Programmer</b> | LED clock/programmer  | LED clock/programmer  | LED clock/programmer  | LED clock/minute minder  | LED clock/minute minder   | LED clock/minute minder  |

### SPECS & DIMENSIONS

|  |           |                 |                 |                 |           |                 |
|--|-----------|-----------------|-----------------|-----------------|-----------|-----------------|
| <b>Timer</b>                                     | Yes       | Yes             | Yes             | Yes             | Yes       | Yes             |
| <b>Fascia cooling system</b>                     | Yes       |                 | Yes             | -               | -         | -               |
| <b>Accessories (included)</b>                    |           |                 |                 |                 |           |                 |
| <b>Grillpan/trivet</b>                           | Yes       | Yes             | Yes             | Yes             | Yes       | Yes             |
| <b>LPG convertible</b>                           | -         | Yes             | Yes             | Yes             | -         | -               |
| <b>LPG conversion kit available (separately)</b> | -         | Yes             | Yes             | Yes             | -         | -               |
| <b>Removable Parts (for cleaning)</b>            |           |                 |                 |                 |           |                 |
| <b>Hob burners</b>                               | -         | Yes             | Yes             | Yes             | -         | Yes             |
| <b>Pan supports</b>                              | -         | Yes             | Yes             | Yes             | -         | Yes             |
| <b>Shelves</b>                                   | Yes       | Yes             | Yes             | Yes             | Yes       | Yes             |
| <b>Shelf runners</b>                             | Yes       | Yes             | Yes             | Yes             | Yes       | Yes             |
| <b>Installation</b>                              |           |                 |                 |                 |           |                 |
| <b>Gas type</b>                                  | -         | Nat gas         | Nat gas         | Nat Gas         | -         | Nat Gas         |
| <b>Gas inlet type</b>                            | -         | 1/2" BSP female | 1/2" BSP female | 1/2" BSP female | -         | 1/2" BSP female |
| <b>Gas inlet position</b>                        | -         | Rear right      | Rear right      | Rear centre     | -         | Rear centre     |
| <b>Fuse size (A)</b>                             | 45        | 32              | 32              | 32              | 45        | 13              |
| <b>Fitted 3 pin plug</b>                         | -         | -               | -               | -               | -         | Yes             |
| <b>Dimensions (product)</b>                      |           |                 |                 |                 |           |                 |
| <b>Height (mm)</b>                               | 900-930   | 900-930         | 900-930         | 900-930         | 900-930   | 900-930         |
| <b>Width (mm)</b>                                | 1096      | 1096            | 896             | 996             | 996       | 996             |
| <b>Depth (mm)</b>                                | 595       | 595             | 600             | 595             | 595       | 595             |
| <b>Weight (kg)</b>                               | 87        | 87              | 89              | 85              | 85        | 85              |
| <b>Finishes &amp; codes</b>                      |           |                 |                 |                 |           |                 |
| <b>Stainless Steel</b>                           | 444443042 | 444443034       | 444443244       |                 |           |                 |
| <b>Black</b>                                     |           |                 | 444443241       |                 |           |                 |
| <b>White</b>                                     |           |                 | 444443242       |                 |           |                 |
| <b>Cream</b>                                     |           |                 | -               |                 |           |                 |
| <b>Silver</b>                                    |           |                 | -               | 444449441       | 444449444 | 444449443       |
| <b>Hot Jalapeno</b>                              |           |                 | -               |                 |           |                 |
| <b>Anthracite</b>                                |           |                 | 444443243       | 444449440       | 444449445 | 444449442       |

This appliance has side opening doors, we recommend a side clearance of 60mm either side of the cooker to allow the oven door to fully open. See product manual for full installation details.

# RANGE COOKERS

## COUNTRY RANGE



### PRODUCT OVERVIEW

|                           | 90DFT   | 90E   | 90GT  | 100DFT  | 100GT   |
|---------------------------|---|---|---|---|---|
| <b>Description</b>        | <b>90cm Dual fuel range cooker</b>  | <b>90cm Dual fuel range cooker</b>  | <b>90cm Gas range cooker</b>  | <b>100cm Dual fuel range cooker</b>   | <b>100cm Gas fuel range cooker</b>  |
| <b>Hob</b>                | 5 gas burners<br>x2 medium (2.0 KW)<br>x1 small (1.0 KW)<br>x1 wok (3.5 KW)<br>x1 large (3.0 KW)<br>Cast iron pan supports<br>Push button ignition<br>Flame safety device                   | 5 ceramic elements (1 dual zone)<br>x2 medium (1.8 KW)<br>x1 dual (2.2 KW)<br>x2 small (1.2 KW)<br>Easy clean ceramic glass surface   | 5 gas burners<br>x2 medium (2.0 KW)<br>x1 small (1.0 KW)<br>x1 wok (3.5 KW)<br>x1 large (3.0 KW)<br>Cast iron pan supports<br>Push button ignition<br>Flame safety device                   | 7 gas burners<br>x3 medium (2.0 KW)<br>x1 small (1.0 KW)<br>x1 wok (3.5 KW)<br>x1 large (3.0 KW)<br>Cast iron pan supports<br>Push button ignition<br>Flame safety device<br>Glass lid with auto shut off | 7 gas burners<br>x3 medium (2.0 KW)<br>x1 small (1.0 KW)<br>x1 wok (3.5 KW)<br>x1 large (3.0 KW)<br>Cast iron pan supports<br>Push button ignition<br>Flame safety device<br>Glass lid with auto shut off |
| <b>Cavity 1</b>           | Variable rate dual circuit electric grill<br>35 actual / 28 litre usable capacity<br>1 shelves (3 positions)  | Variable rate dual circuit electric grill<br>35 actual / 28 litre usable capacity<br>1 shelves (3 positions)  | Variable rate gas grill<br>35 actual / 24 litre usable capacity<br>1 shelves (3 positions)  | Variable rate electric grill<br>35 actual / 28 litre usable capacity<br>1 shelves (3 positions)   | Variable rate gas grill<br>35 actual / 24 litre usable capacity<br>1 shelves (3 positions)  |
| <b>Cavity 2</b>           | Fanned electric oven<br>62 actual / 58 litre usable capacity<br>A energy rating<br>Easy clean enamel<br>Oven light<br>Defrost function<br>2 shelves (5 positions)                           | Fanned electric oven<br>62 actual / 58 litre usable capacity<br>A energy rating<br>Easy clean enamel<br>Oven light<br>Defrost function<br>2 shelves (5 positions)                           | Conventional gas oven<br>62 actual / 49 litre usable capacity<br>A energy rating<br>Easy clean enamel<br>Oven light<br>2 shelves (5 positions)  | Conventional electric oven<br>64 actual / 64 litre usable capacity<br>A energy rating<br>Easy clean enamel<br>Oven light<br>Defrost function<br>2 shelves (5 positions)                                   | Conventional gas oven<br>62 actual / 49 litre usable capacity<br>A energy rating<br>Easy clean enamel<br>Oven light<br>2 shelves (5 positions)  |
| <b>Cavity 3</b>           | Tall fanned electric oven<br>91 actual / 86 litre usable capacity<br>A energy rating<br>Easy clean enamel<br>Oven light<br>Defrost function<br>3 shelves (5 positions)<br>Programmable oven | Tall fanned electric oven<br>91 actual / 86 litre usable capacity<br>A energy rating<br>Easy clean enamel<br>Oven light<br>Defrost function<br>3 shelves (5 positions)<br>Programmable oven | Tall fanned electric oven<br>91 actual / 86 litre usable capacity<br>A energy rating<br>Easy clean enamel<br>Oven light<br>Defrost function<br>3 shelves (5 positions)<br>Programmable oven | Fanned electric oven<br>62 actual / 58 litre usable capacity<br>A energy rating<br>Easy clean enamel<br>Oven light<br>Defrost function<br>2 shelves (5 positions)<br>Programmable oven                    | Conventional gas oven<br>62 actual / 49 litre usable capacity<br>A energy rating<br>Easy clean enamel<br>Oven light<br>2 shelves (5 positions)<br>Programmable oven                                       |
| <b>Cavity 4</b>           | N/A   | N/A   | N/A   | Storage   | Storage   |
| <b>Timer / Programmer</b> | LED clock / programmer  | LED clock / programmer  | LED clock / minute minder   | LED clock / minute minder   | LED clock / minute minder   |

### SPECS & DIMENSIONS

|  |                 |           |                 |                 |                 |
|--|-----------------|-----------|-----------------|-----------------|-----------------|
| <b>Timer</b>                                     | Yes             | Yes       | Yes             | Yes             | Yes             |
| <b>Fascia cooling system</b>                     | Yes             | Yes       | Yes             | Yes             | Yes             |
| <b>Accessories (included)</b>                    |                 |           |                 |                 |                 |
| <b>Grillpan/trivet</b>                           | Yes             | Yes       | Yes             | Yes             | Yes             |
| <b>LPG convertible</b>                           | Yes             | -         | -               | Yes             | -               |
| <b>LPG conversion kit available (separately)</b> | Yes             | -         | -               | Yes             | -               |
| <b>Removable Parts (for cleaning)</b>            |                 |           |                 |                 |                 |
| <b>Hob burners</b>                               | Yes             | -         | Yes             | Yes             | Yes             |
| <b>Pan supports</b>                              | Yes             | -         | Yes             | Yes             | Yes             |
| <b>Shelves</b>                                   | Yes             | Yes       | Yes             | Yes             | Yes             |
| <b>Shelf runners</b>                             | Yes             | Yes       | Yes             | Yes             | Yes             |
| <b>Installation</b>                              |                 |           |                 |                 |                 |
| <b>Gas type</b>                                  | Nat gas         | -         | Nat gas         | Nat gas         | Nat gas         |
| <b>Gas inlet type</b>                            | 1/2" BSP female | -         | 1/2" BSP female | 1/2" BSP female | 1/2" BSP female |
| <b>Gas inlet position</b>                        | Rear right      | -         | Rear right      | Rear right      | Rear right      |
| <b>Fuse size (A)</b>                             | 32              | 45        | 13              | 32              | 13              |
| <b>Fitted 3 pin plug</b>                         | -               | -         | -               | -               | -               |
| <b>Dimensions (product)</b>                      |                 |           |                 |                 |                 |
| <b>Height (mm)</b>                               | 900-930         | 900-930   | 900-930         | 900-930         | 900-930         |
| <b>Width (mm)</b>                                | 896             | 896       | 896             | 896             | 896             |
| <b>Depth (mm)</b>                                | 600             | 600       | 600             | 600             | 600             |
| <b>Weight (kg)</b>                               | 78              | 78        | 78              | 74              | 74              |
| <b>Finishes &amp; codes</b>                      |                 |           |                 |                 |                 |
| <b>Black</b>                                     | 444443384       | 444443387 | 444443466       | 444442983       | 444442980       |
| <b>Cream</b>                                     | 444443385       | 444443388 | 444443467       | 444442984       | 444442981       |
| <b>Hot Jalapeno</b>                              | 444443386       | 444443389 | 444443468       | 444442985       | 444442982       |

# MICROWAVES



## PRODUCT OVERVIEW

### BIMW60

### BI60CONW

| Description                         | Microwave, grill & convection | Integrated combination microwave oven & grill |
|-------------------------------------|-------------------------------|---|
| <b>Features</b>                     |                               |   |
| Microwave Power Rating (W)          | 900W                          | 900   |
| Convection Power Rating (W)         | 2400W                         | 1750  |
| Grill Power Rating (W)              | 1100W                         | 1750  |
| Top Heater (W)                      | -                             | 1750  |
| Bottom heater (W)                   | -                             | 600   |
| Built-in & Built-under Installation | Built-in                      | Yes   |
| Fully Touch Control                 | Yes                           | -   |
| Child Lock                          | Yes                           | Yes   |
| Touch Control                       | Yes                           | Yes   |
| Electronic Clock programmer         | Yes                           | Yes   |
| Display Colour                      | Green & red                   | Yes (Green)                                   |
| Fast preheating                     | -                             | 5 min to 230 C                                |
| Basic functions                     | -                             | 9   |
| Programme End Signal                | Yes                           | -   |
| Clock/programmer                    | Yes                           | Yes   |
| Light                               | Yes                           | Yes   |
| Size (Litres)                       | 25                            | 44  |
| Door opening                        | Push button                   | Handle  |
| Number of Programmes                | 10                            | 13  |
| Actual Capacity (Litres)            | 25                            | -   |
| Usable Capacity (Litres)            | 23                            | 44  |
| No. of Oven Lights                  | 1                             | 1   |
| Interior cavity finish              | Stainless steel               | Stainless steel                               |
| Door type                           | Stainless steel               | Drop down                                     |
| Viewing window                      | Yes                           | Yes   |
| <b>Functions</b>                    |                               |   |
| Microwave Only                      | Yes                           | Yes   |
| Grill Only                          | Yes                           | Yes   |
| Convection Oven                     | Yes                           | Yes   |
| Microwave & Grill                   | Yes                           | Yes   |
| Microwave & Convection Oven         | Yes                           | Yes   |
| Grill & Fan                         | Yes                           | Yes   |
| <b>Automatic Defrost</b>            |                               |   |
| By Weight                           | Yes                           | Yes   |
| By Time                             | Yes                           | Yes   |
| Max. kW Rating                      | 2.5                           | 3.35  |
| <b>Automatic Cooking Functions</b>  |                               |   |
| Programme 1                         | Vegetable                     | Vegetables                                    |
| Programme 2                         | Fish                          | Potatoes peeled/cooked                        |
| Programme 3                         | Meat                          | Potatoes roasted                              |
| Programme 4                         | Pasta                         | Poultry/fish                                  |
| Programme 5                         | Potato                        | Cake  |
| Programme 6                         | Soup                          | Apple pie                                     |
| Programme 7                         | Roast chicken                 | Quiche  |
| Programme 8                         | Bread                         | Drink/soup                                    |
| Programme 9                         | Cake                          | Plated food                                   |
| Programme 10                        | Pizza                         | Sauce/stew/dish                               |
| Programme 11                        | -                             | Pizza   |
| Programme 12                        | -                             | Oven chips                                    |
| Programme 13                        | -                             | Lasagna                                       |
| <b>Power</b>                        |                               |   |
| Max power (W)                       | 2300-2400W                    | 1750  |
| Power levels - Oven                 | 10                            | 5   |
| Power levels - grill                | 1                             | 3   |
| <b>Accessories (included)</b>       |                               |   |
| Grill Rack                          | Yes                           | -   |
| Turntable                           | Yes                           | Yes   |
| Long grill pan                      | -                             | Yes   |
| Short grill pan                     | -                             | Yes   |
| Round enamelled grill pan           | -                             | Yes   |
| Surround trim kit                   | Yes                           | -   |
| <b>Installation</b>                 |                               |   |
| Fuse size (A)                       | 13A                           | 20  |
| Fitted 3 pin plug                   | Yes                           | -   |
| <b>Product Dimensions</b>           |                               |   |
| Height (mm)                         | 460                           | 454.5   |
| Width (mm)                          | 513                           | 594   |
| Depth (mm)                          | 473                           | 550   |
| Weight (kg)                         | 20                            | 35.5  |
| Height (trim kit) (mm)              | 460                           | -   |
| Width (trim kit) (mm)               | 594                           | -   |
| <b>Finishes &amp; codes</b>         |                               |   |
| Stainless Steel                     | 444442598                     | 444443161                                     |

This appliance has side opening doors, we recommend a side clearance of 60mm either side of the cooker to allow the oven door to fully open. See product manual for full installation details.

# BUILT-IN OVENS

60CM

70CM



## PRODUCT OVERVIEW

|  | B160F   | B160FP  | B160MF   | B160SO  | B160SOXL   | B160G  | XOU60 LPG  | B160E PYR  | B170FP  |
|--|---|---|--|---|--|--|--|--|---|
| <b>Description</b>                             | 60cm Built-in single electric oven with minute minder   | 60cm Built-in single electric oven with programmable timer  | 60cm Built-in single electric multifunction oven with programmable timer   | 60cm Built-in single electric oven with side opening door with programmable timer   | 60cm Built-in single electric oven with side opening door and programmable timer   | 60cm Built-in single gas oven with cook to off timer   | 60cm Built-in single LPG oven with minute minder   | 60cm Built-in single electric multifunction oven with pyrolytic cleaning and programmable timer  | 70cm Built-under double electric oven with programmable timer   |
| <b>Main cavity Oven / Main oven</b>            | Fanned electric oven (2 KW)<br>Easy clean enamel<br>A energy rating<br>Oven light<br>69 actual / 61 litre usable capacity<br>2 shelves (5 positions)<br>Removable shelves<br>Drop down glass door<br>4 oven functions | Fanned electric oven (2 KW)<br>Easy clean enamel<br>A energy rating<br>Oven light<br>69 actual / 61 litre usable capacity<br>2 shelves (5 positions)<br>Removable shelves<br>Programmable timer<br>Drop down glass door<br>4 oven functions<br>Defrost function | Fanned electric oven (2 KW)<br>Easy clean enamel<br>A energy rating<br>Oven light<br>69 actual / 61 litre usable capacity<br>2 shelves (5 positions)<br>Removable shelves<br>Programmable timer<br>Drop down glass door<br>9 Oven functions<br>Conventional electric oven<br>Defrost function<br>Intensive bake feature<br>Top heat only<br>Base heat with or without fan<br>Grill with or without fan | Fanned electric oven (2 KW)<br>Easy clean enamel<br>A energy rating<br>Oven light<br>69 actual / 61 litre usable capacity<br>2 shelves (5 positions)<br>Removable shelves<br>Programmable timer<br>Side-opener glass door<br>4 oven functions<br>Defrost function | Fanned electric oven (2 KW)<br>Easy clean enamel<br>A energy rating<br>Oven light<br>69 actual / 61 litre usable capacity<br>2 telescopic shelves<br>Removable shelves<br>Touch programmable timer<br>Side-opener glass door | Conventional gas oven (2.5 KW)<br>Easy clean enamel<br>A energy rating<br>Oven light<br>69 actual / 48 litre usable capacity<br>2 shelves (5 positions)<br>Removable shelves<br>Cook to off timer<br>Drop down glass door<br>Automatic ignition<br>Flame safety device | Conventional gas oven (2.5 KW)<br>Easy clean enamel<br>Oven light<br>69 actual / 51 litre usable capacity<br>2 shelves (5 positions)<br>Removable shelves<br>Programmable timer<br>Drop down glass door<br>Automatic ignition<br>Flame safety device | Pyrolytic cleaning<br>Conventional oven<br>Fanned grilling<br>A energy rating<br>Oven light<br>69 actual / 61 litre usable capacity<br>2 shelves (5 positions)<br>Removable shelves<br>Touch programmable timer<br>Drop down glass door<br>10 Oven functions | Fanned electric oven (2 KW)<br>Easy clean enamel<br>A energy rating<br>Oven light<br>59 actual / 56 litre usable capacity<br>2 shelves (5 positions)<br>Removable shelves<br>Programmable timer<br>Drop down glass door |
| <b>Top cavity Grill / Top oven &amp; grill</b> | Variable electric grill (1.85 KW)   | Variable electric grill (1.85 KW)   | Variable electric grill (1.8 KW)   | Variable electric grill (1.85 KW)   | Variable electric grill (1.85 KW)  | Fixed rate electric grill (1.8 KW)   | Fixed rate gas grill (2.4 KW)  | Variable rate electric grill (1.8 KW)  | Conventional electric oven (2.7 KW)<br>Variable rate dual circuit electric grill (2.7 KW)<br>39 actual / 35 litre usable capacity<br>1 shelf (2 positions)<br>Oven light<br>Drop down glass door<br>B energy rating     |

## SPECS & DIMENSIONS

| General                                   |              |              |              |              |              |                 |                 |              |              |
|---|--------------|--------------|--------------|--------------|--------------|-----------------|-----------------|--------------|--------------|
| Fuel                                      | Electric     | Electric     | Electric     | Electric     | Electric     | Gas             | LPG             | Electric     | Electric     |
| Timer                                     | Yes          | Yes          | Yes          | Yes          | Yes          | Yes             | Yes             | Yes          | Yes          |
| Fascia cooling system                     | Yes          | Yes          | Yes          | Yes          | Yes          | Yes             | Yes             | Yes          | Yes          |
| Accessories (Included)                    |              |              |              |              |              |                 |                 |              |              |
| Full width Roasting Tin/Trivet            | -            | -            | -            | -            | -            | -               | -               | -            | -            |
| Cook Pot & Trivets                        | -            | -            | -            | -            | -            | -               | -               | -            | -            |
| Grillpan/Trivet                           | Yes          | Yes          | Yes          | Yes          | Yes          | Yes             | Yes             | Yes          | Yes          |
| Handle                                    | -            | -            | -            | -            | -            | -               | -               | -            | -            |
| Roasting tin                              | -            | -            | -            | -            | -            | -               | -               | -            | -            |
| LPG convertible                           | -            | -            | -            | -            | -            | -               | -               | -            | -            |
| LPG conversion kit available (separately) | -            | -            | -            | -            | -            | -               | -               | -            | -            |
| Removable Parts (for cleaning)            |              |              |              |              |              |                 |                 |              |              |
| Inner door                                | Yes          | Yes          | Yes          | Yes          | Yes          | Yes             | Yes             | Yes          | Yes          |
| Shelves                                   | Yes          | Yes          | Yes          | Yes          | Yes          | Yes             | Yes             | Yes          | Yes          |
| Shelf runners                             | Yes          | Yes          | Yes          | Yes          | Yes          | Yes             | Yes             | Yes          | Yes          |
| Installation                              |              |              |              |              |              |                 |                 |              |              |
| Gas type                                  | -            | -            | -            | -            | -            | Gas             | LPG             | -            | -            |
| Gas inlet type                            | -            | -            | -            | -            | -            | 1/2" BSP female | 1/2" BSP female | -            | -            |
| Gas inlet position                        | -            | -            | -            | -            | -            | Rear right      | Lower rear LHS  | -            | -            |
| Electrical connection                     | Fixed wiring | Fixed wiring | Fixed wiring | Fixed wiring | Fixed wiring | -               | -               | Fixed wiring | Fixed wiring |
| Terminal block position                   | Rear left    | Rear left    | Rear left    | Rear left    | Rear left    | -               | -               | Rear left    | Rear right   |
| Maximum load (W)                          | 1905         | 1905         | 2075         | 1905         | 1905         | 1735            | -               | 2480         | 4515         |
| Fuse size (A)                             | 13           | 13           | 13           | 13           | 13           | 13              | 13              | 13           | 32           |
| Fitted 3 pin plug                         | -            | -            | -            | -            | -            | -               | -               | -            | -            |
| Product Dimensions                        |              |              |              |              |              |                 |                 |              |              |
| Height (mm)                               | 585          | 585          | 585          | 585          | 585          | 585             | 585             | 585          | 703          |
| Width (mm)                                | 595          | 595          | 595          | 595          | 595          | 595             | 595             | 595          | 595          |
| Depth (mm)                                | 550          | 550          | 550          | 550          | 550          | 550             | 550             | 550          | 550          |
| Weight (kg)                               | 24.6         | 24.6         | 38.6         | 27.1         | 27.1         | 27.1            | 27.1            | 25.6         | 41.8         |
| Finishes & codes                          |              |              |              |              |              |                 |                 |              |              |
| Stainless Steel                           | 444449578    | 444449581    | 444449584    | 444449618    | -            | 444449596       | -               | 444442977    | 444449587    |
| Black                                     | 444449579    | 444449582    | 444449585    | -            | 444440849    | -               | -               | -            | 444449588    |
| White                                     | 444449580    | 444449583    | -            | -            | -            | -               | -               | -            | 444449589    |
| Satin Steel                               | -            | -            | -            | -            | -            | -               | 444447954       | -            | -            |
| Duck Egg Blue                             | -            | -            | -            | -            | -            | -               | -               | -            | -            |
| Aluminium                                 | -            | -            | -            | -            | -            | -               | -               | -            | -            |
| Anthracite                                | -            | -            | -            | -            | -            | -               | -               | -            | -            |
| Icy Brook                                 | -            | -            | -            | -            | -            | -               | -               | -            | -            |
| Pastel Green                              | -            | -            | -            | -            | -            | -               | -               | -            | -            |



70CM

90CM

SEBASTIAN CONRAN



**B170F**

**B170G**

**B170LPG**

**B170MLPG**

**B190F**

**B190FP**

**B190MF**

**B190G**

**SCBI60FP**

**SCBI90FP**

|  |   |   |  |   |   |   |   |   |  |
|--|---|---|--|---|---|---|---|---|--|
| <b>Double electric 70cm Built-under oven with minute minder</b>  | <b>70cm Built-under double gas oven with cook to off timer</b>  | <b>70cm Built-under twin cavity LPG gas oven</b>  | <b>70cm Built-under twin cavity LPG gas oven with timer</b>  | <b>90cm Built-in electric double oven with minute minder</b>  | <b>90cm Built-in double electric oven with programmable timer</b>   | <b>90cm Built-in double electric multifunction oven</b>   | <b>90cm Built-in double gas oven with cook to off timer</b>   | <b>60cm Built-in single electric oven with analogue programmable timer</b>  | <b>90cm Built-in double electric oven with analogue programmable timer</b>   |
| Fanned oven (2 KW)<br>Easy clean enamel<br>A energy rating<br>Oven light<br>59 actual / 56 litre usable capacity<br>LED clock minute minder<br>Drop down glass door  | Conventional gas oven (2.5 KW)<br>Easy clean enamel<br>B energy rating<br>Oven light<br>59 actual / 44 litre usable capacity<br>2 shelves (5 positions)<br>Removable shelves<br>Drop down glass door<br>Automatic ignition<br>Flame safety device<br>Minute minder<br>Cook to off | Conventional gas oven (2.5 KW)<br>Easy clean enamel<br>B energy rating<br>Oven light<br>59 actual / 44 litre usable capacity<br>2 shelves (5 positions)<br>Removable shelves<br>Drop down glass door<br>Automatic ignition<br>Flame safety device | Conventional gas oven (2.5 KW)<br>Easy clean enamel<br>B energy rating<br>Oven light<br>59 actual / 44 litre usable capacity<br>2 shelves (5 positions)<br>Removable shelves<br>LED clock minute minder<br>Drop down glass door<br>Automatic ignition<br>Flame safety device | Fanned oven (2 KW)<br>Easy clean enamel<br>A energy rating<br>Oven light<br>69 actual / 65 litre usable capacity<br>2 shelves (5 positions)<br>Removable shelves<br>LED clock minute minder<br>Drop down glass door | Fanned electric oven (2 KW)<br>Easy clean enamel<br>A energy rating<br>Oven light<br>69 actual / 65 litre usable capacity<br>2 shelves (5 positions)<br>Removable shelves<br>Programmable timer<br>Drop down glass door | Fanned electric oven (2 KW)<br>A energy rating<br>Oven light<br>69 actual / 61 litre usable capacity<br>2 shelves (5 positions)<br>Removable shelves<br>Programmable timer<br>Drop down glass door<br>9 oven functions<br>Conventional electric oven<br>Defrost function<br>Intensive bake feature<br>Top heat only<br>Base heat with or without fan<br>Grill with or without fan | Conventional gas oven (2.5 KW)<br>Easy clean enamel<br>A energy rating<br>Oven light<br>69 actual / 51 litre usable capacity<br>2 shelves (5 positions)<br>Removable shelves<br>Drop down glass door<br>Automatic ignition<br>Flame safety device<br>Minute minder<br>Cook to off | Fanned electric oven (2 KW)<br>Easy clean enamel<br>A energy rating<br>Oven light<br>69 actual / 61 litre usable capacity<br>1 shelf (5 positions)<br>Removable shelves<br>Programmable timer<br>Drop down glass door<br>Belling design by Sebastian Conran<br>Full width roasting tin/trivet | Fanned electric oven (2 KW)<br>Easy clean enamel<br>A energy rating<br>Oven light<br>69 actual / 65 litre usable capacity<br>1 shelf (5 positions)<br>Removable shelves<br>Programmable timer<br>Drop down glass door<br>Belling design by Sebastian Conran<br>Full width roasting tray and trivet |
| Conventional electric oven (2.7 KW)<br>Fixed rate dual circuit electric grill (2.7 KW)<br>39 actual / 35 litre usable capacity<br>1 shelf (2 positions)<br>Oven light<br>Drop down glass door<br>B energy rating | Conventional gas oven (1.8 KW)<br>Fixed rate electric grill/top oven (1.8 KW)<br>39 actual / 26 litre usable capacity<br>1 shelf (2 positions)<br>Oven light<br>Drop down glass door<br>A energy rating   | Variable rate gas grill (2.4 KW)<br>39 actual / 29 litre usable capacity<br>1 shelf (2 positions)<br>Automatic ignition<br>Flame safety device  | Variable rate gas grill (2.4 KW)<br>39 actual / 29 litre usable capacity<br>1 shelf (2 positions)<br>Automatic ignition<br>Flame safety device   | Fixed rate dual circuit electric grill (2.7 KW)<br>39 actual / 37 litre usable capacity<br>1 shelf (2 positions)<br>B energy rating   | Conventional electric oven (2.7 KW)<br>Variable rate dual circuit electric grill (2.7 KW)<br>39 actual / 37 litre usable capacity<br>1 shelf (2 positions)<br>Oven light<br>Drop down glass door<br>B energy rating     | Conventional electric oven (2.7 KW)<br>Variable rate dual circuit electric grill (2.7 KW)<br>39 actual / 35 litre usable capacity<br>1 shelf (2 positions)<br>Oven light<br>Drop down glass door<br>B energy rating   | Conventional gas oven (1.8 KW)<br>Fixed rate electric grill (1.8 KW)<br>39 actual / 26 litre usable capacity<br>1 shelf (2 positions)<br>Oven light<br>Drop down glass door<br>Automatic ignition<br>Flame safety device<br>A energy rating                                       | Conventional electric oven (2.7 KW)<br>Variable rate electric grill (2.7 KW)<br>39 actual / 37 litre usable capacity<br>1 shelf (2 positions)<br>Oven light<br>Drop down glass door<br>Full width roasting tray and trivet<br>B energy rating   | Conventional electric oven (2.7 KW)<br>Variable rate electric grill (2.7 KW)<br>39 actual / 37 litre usable capacity<br>1 shelf (2 positions)<br>Oven light<br>Drop down glass door<br>Full width roasting tray and trivet<br>B energy rating  |

|            |                 |                 |                 |            |              |              |                 |              |              |
|------------|-----------------|-----------------|-----------------|------------|--------------|--------------|-----------------|--------------|--------------|
| Electric   | Gas             | LPG             | LPG             | Electric   | Electric     | Electric     | Gas             | Electric     | Electric     |
| Yes        | Yes             | No              | Yes             | Yes        | Yes          | Yes          | Yes             | Yes          | Yes          |
| Yes        | Yes             | Yes             | Yes             | Yes        | Yes          | Yes          | Yes             | Yes          | Yes          |
| -          | -               | -               | Yes             | -          | -            | -            | -               | Yes          | Yes          |
| -          | -               | -               | -               | -          | -            | -            | -               | -            | -            |
| Yes        | Yes             | Yes             | Yes             | Yes        | Yes          | Yes          | Yes             | -            | -            |
| -          | -               | -               | -               | -          | -            | -            | -               | -            | -            |
| -          | -               | -               | -               | -          | -            | -            | -               | -            | -            |
| -          | -               | -               | -               | -          | -            | -            | -               | -            | -            |
| -          | -               | -               | -               | -          | -            | -            | -               | -            | -            |
| Yes        | Yes             | Yes             | Yes             | Yes        | Yes          | Yes          | Yes             | Yes          | Yes          |
| Yes        | Yes             | Yes             | Yes             | Yes        | Yes          | Yes          | Yes             | Yes          | Yes          |
| Yes        | Yes             | Yes             | Yes             | Yes        | Yes          | Yes          | Yes             | Yes          | Yes          |
| -          | Gas             | LPG             | LPG             | -          | -            | -            | Gas             | -            | -            |
| -          | 1/2" BSP female | 1/2" BSP female | 1/2" BSP female | -          | -            | -            | 1/2" BSP female | -            | -            |
| -          | Rear right      | Rear right      | Rear right      | -          | -            | -            | Rear right      | -            | -            |
| -          | -               | -               | -               | Yes        | Fixed wiring | Fixed wiring | -               | Fixed wiring | Fixed wiring |
| Rear right | -               | -               | -               | Rear right | Rear right   | Rear right   | -               | Rear left    | Rear right   |
| 4.49       | 1760            | 35              | 35              |            | 4515         | 4685         | 1760            | 1905         | 4515         |
| 32         | 13              | 3               | 3               | 32         | 32           | 32           | 13              | 13           | 32           |
| -          | -               | Yes             | Yes             | -          | -            | -            | -               | -            | -            |
| 703        | 703             | 703             | 703             | 885        | 885          | 885          | 885             | 585          | 885          |
| 595        | 595             | 595             | 595             | 595        | 595          | 595          | 595             | 595          | 595          |
| 550        | 550             | 550             | 550             | 550        | 550          | 550          | 550             | 550          | 550          |
| 41.8       | 40.9            | 41.9            | 41.9            | 46.7       | 46.7         | 45.6         | 40.6            | 25.6         | 46.7         |
| 444449619  | 444449597       | 444441106       | 444441105       | 444449620  | 444449590    | 444449593    | 444449598       |              |              |
|            |                 |                 |                 |            | 444449591    | 444449594    |                 |              |              |
|            |                 |                 |                 |            | 444449592    |              |                 |              |              |
|            |                 |                 |                 |            |              |              |                 | 444442651    | 444442656    |
|            |                 |                 |                 |            |              |              |                 | 444442650    | 444442655    |
|            |                 |                 |                 |            |              |              |                 |              | 444442657    |
|            |                 |                 |                 |            |              |              |                 | 444442654    | 444442659    |

# BUILT-IN HOBS

GAS

CERAMIC

60CM

70CM

60CM



## PRODUCT OVERVIEW

|                    | GHU60GE  | GHU60GC  | GHU60 TGC LPG  | GHU70GE   | GHU70GC  | GHU70 TGC LPG  | CH60R GRANITE  | CH60RX BLACK   | CH60T GRANITE   | CH60TX BLACK  |
|--------------------|--|--|--|---|--|--|--|--|---|---|
| <b>Description</b> | 60cm Gas hob with enamel pan supports  | 60cm Gas hob with cast iron pan supports   | 60cm LPG hob with cast iron pan supports   | 70cm Gas hob with enamel pan supports   | 70cm Gas hob with cast iron pan supports   | 70cm LPG hob with cast iron pan supports   | 60cm Ceramic hob with rotary controls  | 60cm Ceramic hob with rotary controls  | 60cm Ceramic hob with touch controls  | 60cm Ceramic hob with touch controls  |
| <b>Hob</b>         | 4 gas burners<br>x1 small (1 KW)<br>x2 medium (2 KW)<br>x1 large (3 KW)<br>Gloss enamel pan supports<br>Auto ignition<br>Flame safety device<br>Side rotary controls | 4 gas burners<br>x1 small (1 KW)<br>x2 medium (2 KW)<br>x1 large (3 KW)<br>Cast iron pan supports<br>Auto ignition<br>Flame safety device<br>Front rotary controls | 4 gas burners<br>x1 small (1 KW)<br>x2 medium (2 KW)<br>x1 large (3 KW)<br>Cast iron pan supports<br>Auto ignition<br>Flame safety device<br>Front rotary controls | 5 gas burners<br>x1 small (1 KW)<br>x2 medium (2 KW)<br>x1 large (3 KW)<br>x1 wok burner (3.5 KW)<br>Gloss enamel pan supports<br>Auto ignition<br>Flame safety device<br>Front rotary controls | 5 gas burners<br>x1 small (1 KW)<br>x2 medium (2 KW)<br>x1 large (3 KW)<br>x1 wok burner (3.5 KW)<br>Cast iron pan supports<br>Auto ignition<br>Flame safety device<br>Front rotary controls | 5 gas burners<br>x1 small (1 KW)<br>x2 medium (2 KW)<br>x1 large (3 KW)<br>x1 wok burner (3.5 KW)<br>Cast iron pan supports<br>Auto ignition<br>Flame safety device<br>Front rotary controls | 4 ceramic elements<br>x2 small (1.2 KW)<br>x2 medium (1.7 KW)<br>Easy clean ceramic glass surface<br>Side rotary control<br>Granite finish<br>6 power settings | 4 ceramic elements<br>x2 small (1.2 KW)<br>x1 medium (1.7 KW)<br>x1 large (2.1 KW)<br>Easy clean ceramic glass surface<br>Side rotary control<br>Hob hot light<br>9 power settings | 4 ceramic elements<br>x2 small (1.2 KW)<br>x2 large (1.8 KW)<br>Easy clean ceramic glass surface<br>Touch controls<br>Digital display<br>Granite finish<br>Central on/off key<br>Child lock<br>Auto heat up & shutdown<br>Hot hob light<br>9 power settings | 4 ceramic elements<br>x2 small (1.2 KW)<br>x1 medium (1.7 KW)<br>x1 large (2.1 KW)<br>Easy clean ceramic glass surface<br>Touch controls<br>Digital display<br>Central on/off key<br>Child lock<br>Auto heat up & shutdown<br>Keep warm function<br>Timer |

## SPECS & DIMENSIONS

| Removable Parts (for cleaning) |             |             |             |             |             |             |              |              |              |              |
|--------------------------------|-------------|-------------|-------------|-------------|-------------|-------------|--------------|--------------|--------------|--------------|
| Hob Burners                    | Yes         | Yes         | Yes         | Yes         | Yes         | Yes         |              |              |              |              |
| Pan Supports                   | Yes         | Yes         | Yes         | Yes         | Yes         | Yes         |              |              |              |              |
| Installation                   |             |             |             |             |             |             |              |              |              |              |
| Gas type                       | Nat gas     | Nat gas     | LPG         | Nat gas     | Nat gas     | LPG         |              |              |              |              |
| Gas inlet type                 | 1/2" female | 1/2" female | 1/2" female | 1/2" female | 1/2" female | 1/2" female |              |              |              |              |
| Gas inlet position             | Rear right  | Rear right  | Rear right  | Rear right  | Rear right  | Rear right  |              |              |              |              |
| Electrical connection          |             |             |             |             |             |             | Fixed wiring | Fixed wiring | Fixed wiring | Fixed wiring |
| Terminal block position        |             |             |             |             |             |             | Rear centre  | Rear centre  | Rear centre  | Rear centre  |
| Power Supply                   |             |             |             |             |             |             | 240v         | 240v         | 240v         | 240v         |
| Fuse size (A)                  | 3           | 3           | 3           | 3           | 3           | 3           | 32           | 32           | 32           | 32           |
| Fitted 3 pin plug              | -           | -           | -           | -           | -           | -           |              |              |              |              |
| Product Dimensions             |             |             |             |             |             |             |              |              |              |              |
| Width (mm)                     | 580         | 580         | 580         | 680         | 680         | 680         | 590          | 590          | 590          | 590          |
| Depth (mm)                     | 510         | 510         | 510         | 510         | 510         | 510         | 520          | 520          | 520          | 520          |
| Depth below worktop (mm)       | -           | -           | -           | -           | -           | -           | -            | -            | -            | -            |
| Weight (kg)                    | 7.2         | 7.2         | 10.5        | 10.6        | 10.6        | 11.1        | 7            | 7            | 7            | 7            |
| Finishes & codes               |             |             |             |             |             |             |              |              |              |              |
| Stainless Steel                | 444449465   | 444449498   | 444440670   | 444449501   | 444449504   | 444440672   |              |              |              |              |
| Black                          | 444449468   | 444449499   | 444440671   | 444449502   | 444449505   | 444440673   | 444441156    | 444441158    | 444441163    | 444441165    |
| White                          | 444449472   |             |             |             |             |             |              |              |              |              |
| Duck Egg Blue                  |             |             |             |             |             |             |              |              |              |              |
| Aluminium                      |             |             |             |             |             |             |              |              |              |              |
| Anthracite                     |             |             |             |             |             |             |              |              |              |              |
| Icy Brook                      |             |             |             |             |             |             |              |              |              |              |
| Pastel Green                   |             |             |             |             |             |             |              |              |              |              |

**INDUCTION**

**ELECTRIC**



**70CM      77CM      90CM      60CM      80CM      90CM      SEBASTIAN CONRAN**

| <b>CH70TX</b>  | <b>CH77TC BLACK</b>  | <b>CH90TX BLACK</b>  | <b>IHG6R</b>   | <b>IHT60</b>   | <b>IHT613</b>   | <b>IHG6XL</b>   | <b>IHK80</b>  | <b>IHK90</b>  | <b>SCGHU60GC</b>   | <b>SCGHU70GC</b>   | <b>SCIH60</b>  |
|--|--|--|--|--|---|---|---|---|--|--|--|
| <b>70cm Ceramic hob with touch controls</b>  | <b>77cm Ceramic hob with touch controls</b>  | <b>90cm Ceramic hob with touch controls</b>  | <b>60cm Induction hob with rotary controls</b>   | <b>60cm Induction hob with touch controls</b>  | <b>60cm Induction hob with touch controls</b>   | <b>60cm Induction hob with touch controls</b>   | <b>80cm electric induction hob with touch controls</b>  | <b>90cm electric induction hob with touch controls</b>  | <b>60cm Gas hob with cast iron pan supports</b>  | <b>70cm Gas hob with cast iron pan supports</b>  | <b>60cm Induction hob with touch controls</b>  |
| 4 ceramic elements<br>x2 small (1.2 KW)<br>x1 medium (1.8 KW)<br>x1 large (dual 0.7 - 2.2 KW)<br>Easy clean ceramic glass surface<br>Touch controls<br>Digital display<br>Central on/off key<br>Child lock<br>Timer<br>Residual heat indicators<br>Auto heat up & shutdown | 5 ceramic elements<br>x2 small (1.2 KW)<br>x2 medium (1.8 KW)<br>x1 large (dual 0.7 - 2.2 KW)<br>Easy clean ceramic glass surface<br>Touch controls<br>Digital display<br>Central on/off key<br>Child lock<br>Timer<br>Residual heat indicators<br>Auto heat up & shutdown<br>9 power settings | 4 ceramic elements<br>x2 small (1.2 KW)<br>x1 medium (1.8 KW)<br>x1 large (dual 0.7 - 2.2 KW)<br>Easy clean ceramic glass surface<br>Touch controls<br>Digital display<br>Central on/off key<br>Child lock<br>Timer<br>Residual heat indicators<br>Auto heat up & shutdown | 4 zone induction<br>x2 small (1.2 - 1.6 KW)<br>x2 large (1.5 - 2 KW)<br>Easy clean ceramic glass surface<br>Side rotary control<br>Auto shutdown<br>Boost function<br>Residual heat indicators<br>Pan detection<br>Pan overheat sensor<br>9 power settings | 4 zone induction<br>x4 (1.4 - 1.85 KW)<br>Easy clean ceramic glass surface<br>Touch controls<br>Digital display<br>Central on/off key<br>Child lock<br>Minute minder plus timer<br>Auto shutdown<br>Boost function<br>Residual heat indicators<br>Pan detection<br>Pan overheat sensor<br>9 power settings | 4 zone induction<br>x4 (1.2 - 1.4 KW)<br>Easy clean ceramic glass surface<br>Touch controls<br>Digital display<br>Central on/off key<br>Child lock<br>Minute minder plus timer<br>Auto shutdown<br>Boost function<br>Residual heat indicators<br>Pan detection<br>Pan overheat sensor<br>9 power settings<br>13amp supplied with plug | 4 zone induction<br>x1 small (1.4 - 2.2 KW)<br>x2 medium (1.85-3.0 KW)<br>x1 large (2.3 - 3.7 KW)<br>Easy clean ceramic glass surface<br>Touch control<br>Digital display<br>Central on/off key<br>Auto heat up & shutdown<br>Boost function<br>Keep warm function<br>Residual heat indicators<br>Auto heat up<br>Pan detection<br>Pan overheat sensor<br>Griddle function<br>Child lock<br>Minute minder | 5 zone induction<br>x1 small (1.15 - 2.2 KW)<br>x3 medium (1.6 - 3.0 KW)<br>x1 large (2.3 - 3.7 KW)<br>Easy clean ceramic glass surface<br>Touch control<br>Digital display<br>Central on/off key<br>Auto heat up & shutdown<br>Boost function<br>Keep warm function<br>Residual heat indicators<br>Auto heat up<br>Pan detection<br>Pan overheat sensor<br>Child lock<br>Minute minder | 5 zone induction<br>x1 small (1.15 - 2.2 KW)<br>x3 medium (1.6 - 3.0 KW)<br>x1 large (2.3 - 3.7 KW)<br>Easy clean ceramic glass surface<br>Touch control<br>Digital display<br>Central on/off key<br>Auto heat up & shutdown<br>Boost function<br>Keep warm function<br>Residual heat indicators<br>Auto heat up<br>Pan detection<br>Pan overheat sensor<br>Child lock<br>Minute minder | 4 gas burners<br>x1 small (1 KW)<br>x2 medium (2 KW)<br>x1 large (2.5 KW)<br>Cast iron pan supports<br>Auto ignition<br>Front rotary controls<br>Metal control knobs (cool to touch) | 5 gas burners<br>x1 small (1 KW)<br>x2 medium (2 KW)<br>x1 large (2.5 KW)<br>x1 wok burner (3.5 KW)<br>Cast iron pan supports<br>Auto ignition<br>Front rotary controls<br>Metal control knobs (cool to touch) | 4 zone induction<br>x2 small (1.2 - 1.6 KW)<br>x2 large (1.5 - 2 KW)<br>Easy clean ceramic glass surface<br>Touch controls<br>Digital display<br>Central on/off key<br>Child lock<br>Auto shutdown<br>Boost function<br>Residual heat indicators<br>Pan detection<br>Pan overheat sensor<br>9 power settings |

|              |              |              |              |              |             |              |              |              |             |             |              |
|--------------|--------------|--------------|--------------|--------------|-------------|--------------|--------------|--------------|-------------|-------------|--------------|
|              |              |              |              |              |             |              |              |              | Yes         | Yes         |              |
|              |              |              |              |              |             |              |              |              | Yes         | Yes         |              |
|              |              |              |              |              |             |              |              |              | Nat gas     | Nat gas     |              |
|              |              |              |              |              |             |              |              |              | 1/2" female | 1/2" female |              |
|              |              |              |              |              |             |              |              |              | Rear right  | Rear right  |              |
| Fixed wiring | Fixed wiring | Fixed wiring | Fixed wiring | Fixed wiring | Supply Cord | Fixed wiring | Fixed wiring | Fixed wiring |             |             | Fixed wiring |
| Rear centre  | Rear centre  | Rear centre  | Rear right   | Rear right   | -           | Rear right   | Rear right   | Rear right   |             |             | Rear right   |
| 240v         | 240v         | 240v         | 240v         | 240v         | 240v        | 240v         | 240v         | 240v         |             |             | 240v         |
| 32           | 32           | 32           | 32           | 32           | 13          | 32           | 32           | 32           | 3           | 3           | 32           |
| -            |              | -            |              |              |             |              |              |              | -           | -           |              |
| 680          | 770          | 890          | 580          | 580          | 590         | 580          | 800          | 900          | 580         | 680         | 580          |
| 504          | 520          | 400          | 510          | 510          | 520         | 510          | 520          | 520          | 510         | 510         | 510          |
| 8            | 45           | 8            | 9            | 8            | 7           | 8.7          | 12.75        | 13.55        | -           | -           | 8            |
|              |              |              |              |              |             |              |              |              |             |             |              |
| 444441170    | 444443063    | 444441174    | 444440538    | 444443433    | 444443725   | 444440802    | 444443479    | 444443480    |             |             |              |
|              |              |              |              |              |             |              |              |              | 444442661   | 444442666   |              |
|              |              |              |              |              |             |              |              |              | 444442660   | 444442665   |              |
|              |              |              |              |              |             |              |              |              | -           | -           | 444442671    |
|              |              |              |              |              |             |              |              |              | 444442663   | 444442668   |              |
|              |              |              |              |              |             |              |              |              | 444442664   | 444442669   |              |

# HOODS

60CM

70CM

90CM



## PRODUCT OVERVIEW

60VH

UIHG0S

60 BELLING CHIM

600CGH MK2

60DGH

600 K-LINE

70 BELLING CHIM

70DGH

90 DB/ CLASSIC CHIM

90 CLASSIC CHIM

| Description          | 60cm Visor hood  | 60cm Integrated hood  | 60cm Chimney hood  | 60cm wide Curved glass hood   | 60cm Designer hood  | 60cm Designer hood  | 70cm Chimney hood   | 70cm Designer hood  | 90cm Chimney hood   | 90cm Chimney hood   |
|----------------------|--|---|--|---|---|---|---|---|---|---|
| <b>Hood Overview</b> | 3 fan speeds<br>1 light<br>Slider control<br>1 grease filter | 3 fans speeds<br>1 halogen light<br>Slider control<br>1 acrylic grease filter | 3 fan speeds<br>2 lights<br>Push button controls<br>2 grease filters<br>Extendable chimney section | 3 fan speeds<br>2 halogen lights<br>Push button controls<br>1 grease filter | 3 fan speeds<br>2 halogen lights<br>Push button controls<br>1 grease filter<br>Extendable chimney section | 3 fan speeds<br>+booster<br>2 halogen lights<br>Illuminated push button controls<br>1 grease filter<br>Extendable chimney section | 3 fan speeds<br>2 lights<br>Push button controls<br>2 filters | 3 fan speeds<br>2 halogen lights<br>Push button controls<br>1 grease filter<br>Extendable chimney section | 3 fan speeds<br>2 round LED multispot lights<br>Push button controls<br>3 filters | 3 fan speeds<br>2 round LED multispot lights<br>Push button controls<br>3 filters |

## SPECS & DIMENSIONS

| Extraction                                       |           |           |           |           |           |           |           |           |            |            |
|--|-----------|-----------|-----------|-----------|-----------|-----------|-----------|-----------|------------|------------|
| Min extraction rate (m3/h)                       |           |           |           |           |           |           |           |           |            |            |
| Max extraction rate (m3/h)                       | 210       | 191       | 480       | 380       | 380       | 750       | 480       | 380       | 500        | 550        |
| Motor rating (W)                                 | 110       | 100       | 130       | 150       | 150       | 250       | 130       | 150       | 230        | 100        |
| Max noise level (dBA) (acoustic pressure)        | 59        | 49        | 57        | 50        | 50        | 66        | 57        | 50        | 49         | 59         |
| Noise level with boost (dBA) (acoustic pressure) |           |           |           |           |           |           |           |           |            |            |
| Energy   |           |           |           |           |           |           |           |           |            |            |
| Annual Energy Consumption (kWh/a)                |           |           |           |           |           |           |           |           | 89.3       | 88.6       |
| Energy Efficient Class                           |           |           |           |           |           |           |           |           | D          | D          |
| Fluid Dynamic Efficiency                         |           |           |           |           |           |           |           |           | 5.7        |            |
| Fluid Dynamic Efficiency Class                   |           |           |           |           |           |           |           |           | F          | F          |
| Lighting Efficiency                              |           |           |           |           |           |           |           |           | 38.67      | 48         |
| Lighting Efficiency Class                        |           |           |           |           |           |           |           |           | A          | D          |
| Grease Filtering Efficiency Class                |           |           |           |           |           |           |           |           | D          | B          |
| Grease Filtering Efficiency                      |           |           |           |           |           |           |           |           | 70         | D          |
| Power Consumption in off mode (W)                |           |           |           |           |           |           |           |           | 0          |            |
| Power Consumption in standby mode (W)            |           |           |           |           |           |           |           |           | 0          |            |
| Installation                                     |           |           |           |           |           |           |           |           |            |            |
| Position of ducting outlet                       | Top       | Top       | Top       | Top       | Top       | Top       | Top       | Top       | Top        | Top        |
| Ducting kit dia (mm)                             | 120       | 120/100   | 120/150   | 150/120   | 150/120   | 150/120   | 120/150   | 150/120   | 120        | 150/120    |
| Fuse size (A)                                    | -         | -         | -         | -         | 3         | -         | -         | 3         | 3          | 5          |
| Fitted 3 pin plug                                | -         | -         | -         | -         | -         | -         | -         | -         | -          | -          |
| Product Dimensions                               |           |           |           |           |           |           |           |           |            |            |
| Height (excl chimney where fitted) (mm)          | 150       | 400       | 190       | 100       | 42        | 505       | 190       | 42        | 240        | 315        |
| Width (mm)                                       | 600       | 600       | 600       | 600       | 600       | 600       | 700       | 700       | 900        | 900        |
| Depth (mm)                                       | 395/520   | 270/495   | 485       | 490       | 500       | 337       | 485       | 500       | 460        | 500        |
| Weight (kg)                                      | 6.26      | 9.02      | 6.8       | 13        | 12.6      | 13.5      | 7.6       | 13.6      | 10.1       | 12.3       |
| Chimney height (incl hood) (mm)                  | -         | -         | 560/905   | 535-965   | 645-970   | 930-1360  | 560/905   | 645-970   | Up to 1200 | Up to 1200 |
| Chimney width (mm)                               | -         | -         | 250       | 318       | 318       | 318       | 250       | 318       | 295        | 222        |
| Chimney depth (mm)                               | -         | -         | 183       | 259       | 259       | 259       | 183       | 259       | 146        | 172        |
| Min height above Hob (mm)                        | 650       | 650       | 650       | 650       | 650       | 650       | 650       | 650       | 650        | 650        |
| Finishes & codes                                 |           |           |           |           |           |           |           |           |            |            |
| Stainless Steel                                  | -         | -         | 444441226 | 444448742 | 444441228 | 444441229 | 444441129 | 444441230 | 444443452  |            |
| Black  | -         | -         | 444441227 | -         | -         | -         | 444441130 | -         | 444443449  |            |
| Silver   | 444441224 | 444449650 | -         | -         | -         | -         | -         | -         | -          |            |
| White  |           |           |           |           |           |           |           |           |            |            |
| Cream  |           |           |           |           |           |           |           |           |            | 444442836  |
| Hot Jalapeno                                     |           |           |           |           |           |           |           |           |            | 444442839  |
| Duck Egg Blue                                    |           |           |           |           |           |           |           |           |            |            |
| Aluminium  |           |           |           |           |           |           |           |           |            |            |
| Icy Brook  |           |           |           |           |           |           |           |           |            |            |
| Pastel Green                                     |           |           |           |           |           |           |           |           |            |            |



| <b>90 DB FLAT</b>   | <b>90 DB FLAT</b>   | <b>100 DB/ CLASSIC CHIM</b>   | <b>100 CLASSIC CHIM</b>   | <b>100 DB FLAT</b>  | <b>100 DB FLAT</b>  | <b>110 DB/ CLASSIC CHIM</b>   | <b>110 CLASSIC CHIM</b>   | <b>110 DB FLAT</b>  | <b>110 DB FLAT</b>  | <b>SCCHIM60</b>   | <b>SCCHIM90</b>   |
|---|---|---|---|---|---|---|---|---|---|---|---|
| 90cm Designer hood  | 90cm Designer hood  | 100cm Chimney hood  | 100cm Chimney hood  | 100cm Designer hood   | 100cm Designer hood   | 110cm Chimney hood  | 110cm Chimney hood  | 100cm Designer hood   | 100cm Designer hood   | 60cm Chimney hood   | 90cm Chimney hood   |
| 3 fan speeds<br>2 round LED multispot lights<br>Push button controls<br>3 filters | 3 fan speeds<br>2 round LED multispot lights<br>Push button controls<br>3 filters | 3 fan speeds<br>2 round LED multispot lights<br>Push button controls<br>3 filters | 3 fan speeds<br>2 round LED multispot lights<br>Push button controls<br>3 filters | 3 fan speeds<br>2 round LED multispot lights<br>Push button controls<br>3 filters | 3 fan speeds<br>2 round LED multispot lights<br>Push button controls<br>3 filters | 3 fan speeds<br>2 round LED multispot lights<br>Push button controls<br>3 filters | 3 fan speeds<br>2 round LED multispot lights<br>Push button controls<br>3 filters | 3 fan speeds<br>2 round LED multispot lights<br>Push button controls<br>3 filters | 3 fan speeds<br>2 round LED multispot lights<br>Push button controls<br>3 filters | 3 fan speeds<br>2 LED lights<br>Push button controls<br>2 filters<br>Utensil rail | 3 fan speeds<br>2 LED lights<br>Push button controls<br>3 filters<br>Utensil rail |

|     |     |     |     |     |     |     |     |     |       |     |     |
|-----|-----|-----|-----|-----|-----|-----|-----|-----|-------|-----|-----|
|     |     |     |     |     |     |     |     |     |       | 250 | 250 |
| 500 | 550 | 500 | 550 | 500 | 550 | 500 | 550 | 500 | 550   | 600 | 600 |
| 100 | 100 | 100 | 100 | 100 | 100 | 100 | 100 | 230 | 100   | 250 | 250 |
| 49  | 59  | 49  | 59  | 49  | 59  | 49  | 59  | 49  | 64.16 | 46  | 46  |
|     |     |     |     |     |     |     |     |     |       | 68  | 68  |

|       |      |       |      |       |      |       |      |       |  |       |       |
|-------|------|-------|------|-------|------|-------|------|-------|--|-------|-------|
| 113.5 | 91.4 | 89.3  | 88.6 | 113.5 | 91.4 | 89.3  | 88.6 | 113.5 |  | 78    | 78    |
| D     | D    | D     | D    | D     | D    | D     | D    | D     |  | C     | C     |
| 9.4   |      | 5.7   |      | 9.4   |      | 5.7   |      | 9.4   |  | 16.1  | 16.1  |
| E     | F    | F     | F    | E     | F    | F     | F    | E     |  | D     | D     |
| 38.67 | 54   | 38.67 | 48   | 38.67 | 54   | 38.67 | 48   | 38.67 |  | 38.67 | 38.67 |
| A     | C    | A     | D    | A     | C    | A     | D    | A     |  | A     | A     |
| D     | C    | D     | B    | D     | C    | D     | B    | D     |  | 72    | 72    |
| 70.2  |      | 70    |      | 70.2  |      | 70    |      | 70.2  |  | D     | D     |
| 0     |      | 0     |      | 0     |      | 0     |      | 0     |  |       |       |
| 0     |      | 0     |      | 0     |      | 0     |      | 0     |  |       |       |

|         |         |     |         |         |         |     |         |         |         |     |     |
|---------|---------|-----|---------|---------|---------|-----|---------|---------|---------|-----|-----|
| Top     | Top     | Top | Top     | Top     | Top     | Top | Top     | Top     | Top     | Top | Top |
| 150/120 | 150/120 | 120 | 150/120 | 150/120 | 150/120 | 120 | 150/120 | 150/120 | 150/120 | 150 | 150 |
| 3       | 5       | 3   | 5       | 3       | 5       | 3   | 5       | 3       | 5       | -   | -   |
| -       | -       | -   | -       | -       | -       | -   | -       | -       | -       | -   | -   |

|            |            |            |            |            |            |            |            |            |            |         |         |
|------------|------------|------------|------------|------------|------------|------------|------------|------------|------------|---------|---------|
| 75         | 60         | 240        | 315        | 75         | 60         | 270        | 315        | 75         | 60         | 600     | 60      |
| 900        | 900        | 1000       | 1000       | 1000       | 1000       | 1100       | 1100       | 1100       | 1100       | 600     | 900     |
| 480        | 500        | 460        | 500        | 480        | 500        | 460        | 500        | 480        | 500        | 495     | 495     |
| 13.1       | 13.9       | 10.6       | 12.7       | 14.5       | 14.9       | 11.1       | 13.1       | 15.0       | 15.9       | ?       | 15.5    |
| Up to 1200 | Up to 1200 | Up to 1200 | Up to 1200 | Up to 1200 | Up to 1200 | Up to 1200 | Up to 1200 | Up to 1200 | Up to 1200 | 850 max | 850 max |
| 285        | 323        | 295        | 222        | 285        | 323        | 295        | 222        | 285        | 323        | 285     | 285     |
| 256        | 282        | 146        | 172        | 256        | 282        | 146        | 172        | 256        | 282        | 255     | 255     |
| 650        | 650        | 650        | 650        | 650        | 650        | 650        | 650        | 650        | 650        | 650     | 650     |

|           |           |           |           |           |           |           |           |           |           |           |           |
|-----------|-----------|-----------|-----------|-----------|-----------|-----------|-----------|-----------|-----------|-----------|-----------|
| 444443458 |           | 444443453 |           | 444443459 |           | 444443454 |           | 444443460 |           |           |           |
| 444443455 |           | 444443450 |           | 444443456 |           | 444443451 |           | 444443457 |           |           |           |
|           | 444442830 | -         | -         |           | 444442831 | -         | -         |           | 444442832 |           |           |
|           |           |           | 444442837 | -         | -         |           | 444442838 | -         | -         |           |           |
|           |           |           | 444442840 | -         | -         |           | 444442841 | -         | -         |           |           |
|           |           |           |           |           |           |           |           |           |           | 444442740 | 444442745 |
|           |           |           |           |           |           |           |           |           |           | 444442739 | 444442744 |
|           |           |           |           |           |           |           |           |           |           | 444442742 | 444442747 |
|           |           |           |           |           |           |           |           |           |           | 444442743 | 444442748 |

# SPLASHBACKS (GLASS)

60CM

90CM



## SPECS & DIMENSIONS

**SBK 60 GLASS BLK**

**SBK 60 GLASS SS SHIMMER**

**SBK 60 GLASS UNION JACK**

**SBK 60 GLASS MONO UNION JACK**

**SBK 90 GLASS BLK**

**SBK 90 GLASS SS SHIMMER**

**SBK 90 GLASS HJA**

**SBK 90 GLASS WHI**

**SBK 90 GLASS CREAM**

**SBK 90 GLASS UNION JACK**

| Description                 | 60cm Splashback    | 60cm Splashback    | 60cm Splashback    | 60cm Splashback    | 90cm Splashback    | 90cm Splashback    | 90cm Splashback    | 90cm Splashback    | 90cm Splashback    | 90cm Splashback    |
|-----------------------------|--------------------|--------------------|--------------------|--------------------|--------------------|--------------------|--------------------|--------------------|--------------------|--------------------|
| <b>Features</b>             |                    |                    |                    |                    |                    |                    |                    |                    |                    |                    |
| Toughened                   | Yes                | Yes                | Yes                | Yes                | Yes                | Yes                | Yes                | Yes                | Yes                | Yes                |
| Edge finish                 | Polished           | Polished           | Polished           | Polished           | Polished           | Polished           | Polished           | Polished           | Polished           | Polished           |
| <b>Installation</b>         |                    |                    |                    |                    |                    |                    |                    |                    |                    |                    |
| Fixing method               | Self adhesive tape | Self adhesive tape | Self adhesive tape | Self adhesive tape | Self adhesive tape | Self adhesive tape | Self adhesive tape | Self adhesive tape | Self adhesive tape | Self adhesive tape |
| Tape thickness (mm)         | 2                  | 2                  | 2                  | 2                  | 2                  | 2                  | 2                  | 2                  | 2                  | 2                  |
| <b>Product dimensions</b>   |                    |                    |                    |                    |                    |                    |                    |                    |                    |                    |
| Height (mm)                 | 750                | 750                | 750                | 750                | 750                | 750                | 750                | 750                | 750                | 750                |
| Width (mm)                  | 600                | 600                | 600                | 600                | 900                | 900                | 900                | 900                | 900                | 900                |
| Thickness (mm)              | 6                  | 4                  | 6                  | 6                  | 6                  | 4                  | 6                  | 6                  | 6                  | 6                  |
| Weight (kg)                 | 6.8                | 4.5                | 6.8                | 6.8                | 10.1               | 6.8                | 10.1               | 10.1               | 10.1               | 10.1               |
| <b>Finishes &amp; codes</b> |                    |                    |                    |                    |                    |                    |                    |                    |                    |                    |
| Black                       | 444442907          |                    |                    |                    | 444442908          |                    |                    |                    |                    |                    |
| Stainless Shimmer           |                    | 444442911          |                    |                    |                    | 444442912          |                    |                    |                    |                    |
| Hot Jalapeno                |                    |                    |                    |                    |                    |                    | 444442915          |                    |                    |                    |
| White                       |                    |                    |                    |                    |                    |                    |                    | 444442918          |                    |                    |
| Colour Union Jack           |                    |                    | 444442921          |                    |                    |                    |                    |                    |                    | 444442922          |
| Mono Union Jack             |                    |                    |                    | 444442923          |                    |                    |                    |                    |                    |                    |
| Cream                       |                    |                    |                    |                    |                    |                    |                    |                    | 444443186          |                    |

# SPLASHBACKS (METAL)

60CM

70CM

80CM

90CM

100CM

110CM



## SPECS & DIMENSIONS

**SBK60**

**SBK60R**

**SBK70**

**SBK80**

**SBK90**

**SBK90R**

**SBK100**

**SBK100R**

**SBK110**


**SBK110R**

| Description                              | 60cm Splashback | 60cm Splashback | 70cm Splashback | 80cm Splashback | 90cm Splashback | 90cm Splashback | 100cm Splashback | 100cm Splashback | 110cm Splashback | 110cm Splashback |
|--|-----------------|-----------------|-----------------|-----------------|-----------------|-----------------|------------------|------------------|------------------|------------------|
| <b>Features</b>                          |                 |                 |                 |                 |                 |                 |                  |                  |                  |                  |
| Toughened                                | -               | Yes             | -               | -               | -               | Yes             | -                | Yes              | -                | Yes              |
| Decorative rail                          | -               | Yes             | -               | -               | -               | Yes             | -                | Yes              | -                | Yes              |
| Rail type                                | -               | T bar handle    | -               | -               | -               | T bar handle    | -                | T bar handle     | -                | T bar handle     |
| Rail length                              | -               | 430mm           | -               | -               | -               | 800mm           | -                | 900mm            | -                | 1000mm           |
| Rail hole centres about centreline (mm)  | -               | 352mm           | -               | -               | -               | 750mm           | -                | 750mm            | -                | 750mm            |
| Fixing hole position (flange or inboard) | Flange          | Flange          | Flange          | Flange          | Flange          | Flange          | Flange           | Flange           | Flange           | Flange           |
| Hole centres about centreline (mm)       | 400             | 400             | 500             | 600             | 700             | 700             | 800              | 800              | 900              | 900              |
| <b>Product dimensions</b>                |                 |                 |                 |                 |                 |                 |                  |                  |                  |                  |
| Height (mm)                              | 750             | 750             | 750             | 750             | 750             | 750             | 750              | 750              | 750              | 750              |
| Width (mm)                               | 600             | 600             | 700             | 800             | 900             | 900             | 1000             | 1000             | 1100             | 1100             |
| Thickness (mm)                           | 10              | 10              | 10              | 10              | 10              | 10              | 10               | 10               | 10               | 10               |
| Weight (kg)                              | 6               | 6.5             | 6.7             | 7.8             | 9               | 9.7             | 10.2             | 11               | 11               | 11.9             |
| <b>Finishes &amp; codes</b>              |                 |                 |                 |                 |                 |                 |                  |                  |                  |                  |
| Stainless Steel                          | 444449519       | 444449520       | 444449522       | 444449523       | 444449524       | 444449525       | 444449527        | 444449528        | 444449530        | 444449531        |
| Black                                    | 444449521       | -               | -               | -               | 444449526       | -               | 444449529        | -                | 444449532        | -                |

Splashback models: SBK60R, SBK90R, SBK100R, SBK110R come with 2 hooks.

100CM

110CM



**SBK 90  
GLASS  
MONO  
UNION  
JACK**

**SBK 100  
GLASS BLK**

**SBK 100  
GLASS SS  
SHIMMER**

**SBK 100  
GLASS HJA**

**SBK 100  
GLASS  
WHI**

**SBK 100  
GLASS  
CREAM**

**SBK 110  
GLASS BLK**

**SBK 110  
GLASS SS  
SHIMMER**

**SBK 110  
GLASS HJA**

**SBK 110  
GLASS  
WHI**

**SBK 110  
GLASS  
CREAM**

| 90cm Splashback    | 100cm Splashback   | 100cm Splashback   | 100cm Splashback   | 100cm Splashback   | 100cm Splashback   | 110cm Splashback   | 110cm Splashback   | 110cm Splashback   | 110cm Splashback   | 110cm Splashback   |
|--------------------|--------------------|--------------------|--------------------|--------------------|--------------------|--------------------|--------------------|--------------------|--------------------|--------------------|
| Yes                | Yes                | Yes                | Yes                | Yes                | Yes                | Yes                | Yes                | Yes                | Yes                | Yes                |
| Polished           | Polished           | Polished           | Polished           | Polished           | Polished           | Polished           | Polished           | Polished           | Polished           | Polished           |
| Self adhesive tape | Self adhesive tape | Self adhesive tape | Self adhesive tape | Self adhesive tape | Self adhesive tape | Self adhesive tape | Self adhesive tape | Self adhesive tape | Self adhesive tape | Self adhesive tape |
| 2                  | 2                  | 2                  | 2                  | 2                  | 2                  | 2                  | 2                  | 2                  | 2                  | 2                  |
| 750                | 750                | 750                | 750                | 750                | 750                | 750                | 750                | 750                | 750                | 750                |
| 900                | 1000               | 1000               | 1000               | 1000               | 1000               | 1100               | 1100               | 1100               | 1100               | 1100               |
| 6                  | 6                  | 4                  | 6                  | 6                  | 6                  | 6                  | 4                  | 6                  | 6                  | 6                  |
| 10.1               | 11.3               | 7.5                | 11.3               | 11.3               | 11.3               | 12.4               | 8.3                | 12.4               | 12.4               | 12.4               |
|                    | 444442909          |                    |                    |                    |                    | 444442910          |                    |                    |                    |                    |
|                    |                    | 444442913          |                    |                    |                    |                    | 444442914          |                    |                    |                    |
|                    |                    |                    | 444442916          |                    |                    |                    |                    | 444442917          |                    |                    |
|                    |                    |                    |                    | 444442919          |                    |                    |                    |                    | 444442920          |                    |
| 444442924          |                    |                    |                    |                    |                    |                    |                    |                    |                    |                    |
|                    |                    |                    |                    |                    | 444443187          |                    |                    |                    |                    | 444443188          |

# COOLING AND REFRIGERATION




## PRODUCT OVERVIEW

| Description                 | BLF600                    | BFZ600                    | BSTAT7030                 | BSTAT5050                 | B505OFF                   | B703OFF                   |
|-----------------------------|---------------------------|---------------------------|---------------------------|---------------------------|---------------------------|---------------------------|
| <b>Features</b>             |                           |                           |                           |                           |                           |                           |
| Total gross capacity (ltrs) | 130                       | 96                        | 240                       | 235                       | 225                       | 240                       |
| Total net capacity (ltrs)   | 128                       | 87                        | 225                       | 222                       | 216                       | 225                       |
| Frost free operation        | -                         | -                         | -                         | -                         | Yes                       | Yes                       |
| <b>Handle type</b>          | None - integrated product | None - integrated product | None - integrated product | None - integrated product | None - integrated product | None - integrated product |
| <b>Hinge type</b>           | Heavy duty metal hinges   | Heavy duty metal hinges   | Slider                    | Slider                    | Slider                    | Slider                    |
| <b>Reversible doors</b>     | Yes                       | Yes                       | Yes                       | Yes                       | Yes                       | Yes                       |

## SPECS & DIMENSIONS

|                                      |                                  |                     |                                 |                                 |                                 |                                 |
|--------------------------------------|----------------------------------|---------------------|---------------------------------|---------------------------------|---------------------------------|---------------------------------|
| <b>Features</b>                      |                                  |                     |                                 |                                 |                                 |                                 |
| cfc/hfc free                         | Yes                              | Yes                 | Yes                             | Yes                             | Yes                             | Yes                             |
| <b>Refrigerant type</b>              | R600a                            | R600a               | R600a                           | R600a                           | R600a                           | R600a                           |
| <b>Energy rating</b>                 | A+                               | A+                  | A+                              | A+                              | A+                              | A+                              |
| <b>Energy consumption (kwh/year)</b> | 118                              | 186                 | 271                             | 269                             | 275                             | 277                             |
| <b>Noise level db(a)</b>             | 39                               | 42                  | 36                              | 38                              | 40                              | 38                              |
| <b>Replaceable door gaskets</b>      | Yes                              | Yes                 | Yes                             | Yes                             | Yes                             | Yes                             |
| <b>Power cut safe time (hrs)</b>     | 19                               | 20                  | 14                              | 13                              | 13                              | 13                              |
| <b>Temperature warning light</b>     | -                                | Yes                 | -                               | -                               | -                               | -                               |
| <b>Mains light</b>                   | -                                | Yes                 | -                               | -                               | -                               | -                               |
| <b>Climate class</b>                 | Sn-t                             | Sn-t                | Sn-t                            | Sn-t                            | Sn-t                            | Sn-t                            |
| <b>Fridge specification</b>          |                                  |                     |                                 |                                 |                                 |                                 |
| gross capacity (litres)              | 130                              | -                   | 187                             | 163                             | 162                             | 186                             |
| Net capacity (litres)                | 128                              | -                   | 181                             | 156                             | 156                             | 181                             |
| Adjustable thermostat                | Yes                              | -                   | Yes                             | Yes                             | Yes                             | Yes                             |
| Defrost function                     | Automatic                        | -                   | Automatic                       | Automatic                       | Automatic                       | Automatic                       |
| Interior light                       | Yes                              | -                   | Yes                             | Yes                             | Yes                             | Yes                             |
| <b>Furniture (fridge)</b>            |                                  |                     |                                 |                                 |                                 |                                 |
| door racks                           | Transparent plastic              | -                   | Solid white                     | Solid white                     | Solid white                     | Solid white                     |
| Dairy compartment with lid           | 1                                | -                   | 1                               | 1                               | 1                               | 1                               |
| Bottle shelf                         | 1                                | -                   | 1                               | 1                               | 1                               | 1                               |
| Door storage                         | -                                | -                   | 2                               | 1                               | 1                               | 2                               |
| Egg trays                            | 1                                | -                   | 1                               | 1                               | 1                               | 1                               |
| Shelf type                           | Glass                            | -                   | Glass                           | Glass                           | Glass                           | Glass                           |
| Number of shelves                    | 2 + 1 half depth + salad crisper | -                   | 3 + salad crisper cover         | 3 + salad crisper cover         | 3 + salad crisper cover         | 3 + salad crisper cover         |
| Wine rack                            | -                                | -                   | Chrome                          | Chrome                          | Chrome                          | Chrome                          |
| Salad drawer(s)                      | Hidden compartment               | -                   | 2 half depth                    | 2 half depth                    | 2 half depth                    | 2 half depth clear plastic      |
| Salad drawer cover                   | Glass                            | -                   | Glass                           | Glass                           | Glass                           | Glass                           |
| <b>Freezer specifications</b>        |                                  |                     |                                 |                                 |                                 |                                 |
| gross capacity (litres)              | -                                | 96                  | 53                              | 72                              | 63                              | 54                              |
| Net capacity (litres)                | -                                | 87                  | 48                              | 66                              | 60                              | 44                              |
| Star rating                          | -                                | 4                   | 4                               | 4                               | 4                               | 4                               |
| Fast freeze                          | -                                | Yes                 | -                               | -                               | -                               | -                               |
| Adjustable thermostat                | -                                | Yes                 | Controlled by fridge thermostat | Controlled by fridge thermostat | Controlled by fridge thermostat | Controlled by fridge thermostat |
| Defrost function                     | -                                | Manual              | Manual                          | Manual                          | Frost free                      | Frost free                      |
| Freezing capacity (kg/24 hrs)        | -                                | 10                  | 4                               | 4                               | 3.5                             | 2.5                             |
| <b>Furniture (freezer)</b>           |                                  |                     |                                 |                                 |                                 |                                 |
| freezer front type                   | -                                | Transparent plastic | Transparent plastic             | Transparent plastic             | Transparent plastic             | Transparent plastic             |
| No. Of drawers/baskets               | -                                | 3                   | 3                               | 4                               | 4                               | 3                               |
| Freezer shelf with flap              | -                                | -                   | -                               | -                               | -                               | -                               |
| Fruit freezing tray                  | -                                | -                   | -                               | -                               | -                               | -                               |
| Ice cube tray                        | -                                | Yes                 | Yes                             | Yes                             | Yes                             | Yes                             |
| <b>Installation</b>                  |                                  |                     |                                 |                                 |                                 |                                 |
| current (A)                          | 0.35                             | 0.3                 | 0.5                             | 0.5                             | 0.5                             | 0.6                             |
| Connection rating (W)                | 60                               | 55                  | 100                             | 90                              | 90                              | 115                             |
| Levelling feet                       | Yes                              | Yes                 | -                               | -                               | -                               | -                               |
| Rear rollers                         | -                                | -                   | -                               | -                               | -                               | -                               |
| Fuse rating (a)                      | 13                               | 13                  | 13                              | 13                              | 13                              | 13                              |
| Fitted 3 pin plug                    | Yes                              | Yes                 | Yes                             | Yes                             | Yes                             | Yes                             |
| <b>Product dimensions</b>            |                                  |                     |                                 |                                 |                                 |                                 |
| height (mm)                          | 820                              | 820                 | 1776                            | 1776                            | 1776                            | 1776                            |
| Width (mm)                           | 598                              | 598                 | 540                             | 540                             | 540                             | 540                             |
| Depth (mm)                           | 545                              | 545                 | 535                             | 535                             | 535                             | 535                             |
| Weight (kg)                          | 30                               | 33                  | 58                              | 60                              | 58                              | 60                              |
| <b>Finishes &amp; codes</b>          |                                  |                     |                                 |                                 |                                 |                                 |
| Integrated                           | 444443361                        | 444443362           | 444443363                       | 444443365                       | 444443366                       | 444443364                       |

# DISHWASHERS



## PRODUCT OVERVIEW

| Description                      | IDW450 MK2    | IDW604 MK2    |
|----------------------------------|---------------|---------------|
| <b>Features</b>                  |               |               |
| No. of place settings            | 9             | 12            |
| No. of temperature levels        | 4             | 4             |
| Delay timer                      | Yes           | Yes           |
| Drying type                      | Residual heat | Residual heat |
| Rinse aid refill indicator       | Yes           | Yes           |
| Salt refill indicator            | Yes           | Yes           |
| Adjustable water softener        | Yes           | Yes           |
| Overflow protection              | Yes           | Yes           |
| Adjustable upper basket          | Yes           | Yes           |
| Removable cutlery basket         | Yes           | Yes           |
| Adjustable racking               | Yes           | Yes           |
| Half load                        | -             | Yes           |
| <b>Programmes</b>                |               |               |
| No. of programmes                | 6             | 6             |
| Normal wash                      | Yes           | Yes           |
| Rinse and hold                   | Yes           | Yes           |
| Intensive wash                   | Yes           | Yes           |
| Rapid/Quick Wash                 | Yes           | Yes           |
| Economy wash                     | Yes           | Yes           |
| Glass/delicate wash              | Yes           | Yes           |
| <b>Performance</b>               |               |               |
| Water consumption (Litres/cycle) | 10.5          | 12            |
| Energy consumption (KWh/cycle)   | 0.74          | 1.05          |
| Energy Rating                    | A+            | A+            |
| Cleaning rating                  | A             | A             |
| Drying rating                    | A             | A             |
| Noise level (dB)                 | 49            | 49            |
| <b>Installations</b>             |               |               |
| Fuse size                        | 13            | 13            |
| Fitted 3 pin plug                | Yes           | Yes           |
| <b>Product Dimensions</b>        |               |               |
| Height (mm)                      | 850           | 850           |
| Width (mm)                       | 445           | 600           |
| Depth (mm)                       | 580           | 580           |
| Weight (kg)                      | 34            | 40            |
| <b>Finishes &amp; codes</b>      |               |               |
| Integrated (White)               | 444440455     | 444440454     |



## WINE COOLERS



| PRODUCT OVERVIEW               | 150SSWC MK2                               | 300SSWC MK2                               | 600SSWC MK2                               | 150BLKWC                                  | 300BLKWC                                  | 600BLKWC                                  |
|--------------------------------|---|---|---|---|---|---|
| Description                    | 150mm wide Wine cooler                    | 300mm wide Wine cooler                    | 600mm wide Wine cooler                    | 150mm wide Wine cooler                    | 300mm wide Wine cooler                    | 600mm wide Wine cooler                    |
| <b>Features</b>                |   |   |   |   |   |   |
| Capacity (bottles)             | 7   | 18  | 46  | 7   | 18  | 46  |
| Capacity (litres)              | 22  | 58  | 145                                       | 22  | 58  | 145                                       |
| Adjustable thermostat          | Yes                                       | Yes                                       | Yes                                       | Yes                                       | Yes                                       | Yes                                       |
| Temperature range              | 5 - 22 °C                                 | 5 - 22 °C                                 | 5 - 22 °C                                 | 5 - 22 °C                                 | 5 - 22 °C                                 | 5 - 22 °C                                 |
| Interior light                 | Yes - LED                                 | Yes - LED                                 | Yes - LED                                 | Yes - LED                                 | Yes - LED                                 | Yes - LED                                 |
| Door type                      | Stainless frame                           | Stainless frame                           | Stainless frame                           | Stainless frame                           | Stainless frame                           | Stainless frame                           |
| Handle type                    | Exterior pole handle                      | Exterior pole handle                      | Exterior pole handle                      | Exterior pole handle                      | Exterior pole handle                      | Exterior pole handle                      |
| Reversible doors               | Yes                                       | Yes                                       | Yes                                       | Yes                                       | Yes                                       | Yes                                       |
| Digital temperature display    | Yes (single temp.)                        | Yes (single temp.)                        | Yes (dual temp.)                          | Yes (single temp.)                        | Yes (single temp.)                        | Yes (dual temp.)                          |
| LED colour                     | Blue                                      | Blue                                      | Blue                                      | Blue                                      | Blue                                      | Blue                                      |
| Number of shelves              | 6   | 6   | 6   | 6   | 6   | 6   |
| Shelf type                     | Chrome wire                               | Wooden                                    | Wooden                                    | Chrome wire                               | Wooden                                    | Wooden                                    |
| <b>Technical specification</b> |   |   |   |   |   |   |
| Cfc/hfc free                   | Yes                                       | Yes                                       | Yes                                       | Yes                                       | Yes                                       | Yes                                       |
| Refrigerant type               | R600a (20g)                               | R600a (22g)                               | R600a (33g)                               | R600a (20g)                               | R600a (22g)                               | R600a (33g)                               |
| Energy rating                  | D   | B   | C   | D   | B   | C   |
| Energy consumption (kwh/year)  | 269                                       | 181                                       | 247                                       | 269                                       | 181                                       | 247                                       |
| Noise level db(a)              | 39  | 39  | 39  | 39  | 39  | 39  |
| Replaceable door gaskets       | Yes                                       | Yes                                       | Yes                                       | Yes                                       | Yes                                       | Yes                                       |
| Mains light                    | LED display                               | LED display                               | LED display                               | LED display                               | LED display                               | LED display                               |
| Climate class                  | N   | N   | N   | N   | N   | N   |
| <b>Installation</b>            |   |   |   |   |   |   |
| Current (a)                    | 0.4                                       | 0.6                                       | 1.2                                       | 0.4                                       | 0.6                                       | 1.2                                       |
| Connection rating (w)          | 65  | 85  | 100                                       | 65  | 85  | 100                                       |
| Levelling feet                 | Front & rear                              | Front & rear                              | Front & rear                              | Front & rear                              | Front & rear                              | Front & rear                              |
| Rated voltage/frequency        | 220-240V / 50Hz                           | 220-240V / 50Hz                           | 220-240V / 50Hz                           | 220-240V / 50Hz                           | 220-240V / 50Hz                           | 220-240V / 50Hz                           |
| Fuse rating (a)                | 13  | 13  | 13  | 13  | 13  | 13  |
| Fitted 3 pin plug              | Yes                                       | Yes                                       | Yes                                       | Yes                                       | Yes                                       | Yes                                       |
| <b>Dimensions</b>              |   |   |   |   |   |   |
| Height (mm)                    | 870-890                                   | 870-890                                   | 870-890                                   | 870-890                                   | 870-890                                   | 870-890                                   |
| Width (mm)                     | 148                                       | 295                                       | 595                                       | 148                                       | 295                                       | 595                                       |
| Depth (mm)                     | 525 (without handle)<br>570 (with handle) | 568 (without handle)<br>613 (with handle) | 568 (without handle)<br>613 (with handle) | 525 (without handle)<br>570 (with handle) | 568 (without handle)<br>613 (with handle) | 568 (without handle)<br>613 (with handle) |
| Weight (kg)                    | 19  | 29  | 47  | 19  | 29  | 47  |
| <b>Finishes &amp; codes</b>    |   |   |   |   |   |   |
| Stainless Steel                | 444440917                                 | 444440918                                 | 444440919                                 | 444443281                                 | 444443282                                 | 444443283                                 |

## TABLE TOP COOKING



| PRODUCT OVERVIEW                | MK318            | BABYBELLING 121R | BABY BELLING 321R | BABY BELLING STAND |
|---------------------------------|------------------|------------------|-------------------|--------------------|
| <b>Features</b>                 |                  |                  |                   |                    |
| Hob                             | Yes - 2 elements | Yes - 2 elements | Yes - 2 elements  | -                  |
| Grill                           | Yes              | Yes              | Yes               | -                  |
| Large element rating            | 1.5KW            | -                | -                 | -                  |
| Heat settings                   | 6                | -                | -                 | -                  |
| Small element rating            | 1.0KW            | -                | -                 | -                  |
| Heat settings                   | 6                | -                | -                 | -                  |
| <b>Oven</b>                     |                  |                  |                   |                    |
| Oven type (fanned/conventional) | Conventional     | Conventional     | Conventional      | -                  |
| Capacity                        | 28lit            | -                | -                 | -                  |
| <b>Grill</b>                    |                  |                  |                   |                    |
| Power (kw)                      | 1.0KW            | 1.5KW            | 1.5KW             | -                  |
| Heat settings                   | Fixed            | Fixed            | Fixed             | -                  |
| Grill pan                       | Yes              | Yes              | Yes               | -                  |
| Grill pan trivet                | Yes              | Yes              | Yes               | -                  |
| Grill pan handle                | No               | No               | No                | -                  |
| <b>Installation</b>             |                  |                  |                   |                    |
| Fuse size (a)                   | 13               | 13               | 32                | -                  |
| <b>Product dimensions</b>       |                  |                  |                   |                    |
| Height (mm)                     | 335              | 409              | 409               | 532                |
| Width (mm)                      | 595              | 482              | 482               | 482                |
| Depth (mm)                      | 385              | 430              | 430               | 419                |
| Weight (kg)                     | 18.3             | 23               | 23                | 5                  |
| <b>Finishes &amp; codes</b>     |                  |                  |                   |                    |
| White                           | 444442306        | 444440335        | 444440336         | -                  |
| Black                           | -                | 444440668        | 444440669         | -                  |



**BEHIND EVERY GREAT MEAL**



**CONTACT DETAILS**

**Belling**

Stoney Lane, Prescot, Merseyside L35 2XW

**Belling Customer Care:**

0344 815 3746

**Trade Support Line:**

0344 248 4147

**Product Information**

**Helpline:**

0344 248 4149

[www.belling.co.uk](http://www.belling.co.uk)

Glen Dimplex Home Appliances operates the policy of continual product improvement and development. Therefore we reserve the right to change the specifications of any product without prior notice. All dimensions in this publication are approximate. Information correct at time of going to print. Please note that ongoing product improvement may result in minor changes in product technical specification. Where possible this will be communicated prior to supply. Please contact customer services for further information.

Belling is a member of Glen Dimplex Home Appliances.  
The Belling logo is a registered trademark.

Designed by [www.uniform.net](http://www.uniform.net)



*Corporate Member*